



浙江铭阳阀门有限公司
ZHEJIANG MINGYANG VALVE CO., LTD.



浙江铭阳阀门有限公司
ZHEJIANG MINGYANG VALVE CO., LTD.

地址：温州市龙湾区度山工业区纪风路77号

传真：0577-86682966

邮箱：1546124099@qq.com

www.zjmyvalve.com



**PROFESSIONAL MANUFACTURING
OF STAINLESS STEEL VALVES**

不 锈 钢 阀 门 专 业 智 造



CONTENTS

目录

| | | | |
|--|-------|---|-------|
| 球阀产品系列 Valve type preparation method | 1 | 国标Y型过滤器 National standard y-type filter | 15 |
| 闸阀/截止阀产品系列 Chemical composition and mechanical properties table | 2 | 美标球阀 Gb three way ball valve | 16-17 |
| 止回阀/过滤器产品系列 National standard gate valves | 3 | 美标闸阀 Thin flange ball valve | 18-19 |
| 国标闸阀 National standard ball valve | 4-5 | 美标截止阀 American standard globe valve | 20-21 |
| 国标截止阀 Gb globe valve | 6-7 | 美标旋启式止回阀 American standard check valve | 22-23 |
| 国标球阀 Fixed flange ball valve | 8-9 | 暗杆闸阀 Japanese standard ball valve | 24 |
| 国标旋启式止回阀 Non-rising stem gate | 10-11 | 国标三通球阀 Japanese standard gate valves | 25 |
| 国标升降式止回阀 National standard swing check valve | 12-13 | 薄型法兰球阀 Day mark globe valve | 26 |
| 国标立式止回阀 National standard vertical check valve | 14 | 售后服务和质量保证承诺 After-sales service and quality assurance commitment | 27 |

COMPANY PROFILES

企业简介

设计、制造、销售为一体的阀门专业生产厂家

浙江铭阳阀门有限公司是集设计、制造、销售为一体的阀门专业生产厂家。企业生产高品质阀门，以满足国内外用户对高技术阀门的需求。公司现生产国标、美标、德标、英标、日标以及各种非标定制产品，适用于石油、化工、电力、轻工，给排水等行业，畅销全世界，深受国内外用户的好评。

精良的机械专用生产设备

公司拥有各类主要大中型精良的机械专用生产设备，配有现代化主要检验、检测设备。其主导产品有闸阀、截止阀、止回阀、球阀、过滤器等高、中、低压阀门及管道附件产品。公称通径DN15mm~DN1500mm；公称压力PN 1.0MPa~42.0MPa(CLASS: 150Lb~2500Lb)；工作温度-101°C~+680°C的。阀门主体材料主要有CF8、CF8M、CF3、CF3M WCB等。

创新进取，持之以恒

本公司始终重视人才的培养，经过多年的努力，已形成一种务实求是、追求完美的企业文化；拥有一批资深的技术、管理人才队伍；从接单、开发、设计、生产、服务一并作业完成；公司十分注重生产过程的质量控制，从对原材料供应商的审核、进料检验、生产线上产品筛检到最后成品检测都建立了完善而严格的质量保障体系。公司的质量方针是“客户满意，服务快捷，创新进取，持之以恒”；一贯以“铭阳阀门、质量求精、价格合理、信守合同”为经营理念，始终坚持顾客导向的宗旨；为广大客户提供优质的产品和满意的服务，愿我们携手共进，共创辉煌。



PRODUCT DISPLAY

产品展示



国标法兰球阀
National standard flange ball valve



高平台球阀
High platform ball valve



美标法兰球阀
ANSI Flange ball valve



三通球阀
The 3-way ball valve



一体式高温球阀
One-piece high temperature ball valve



国标闸阀
National standard gate valve



国标截止阀
National standard globe valve



国标旋启式止回阀
GB Swing check valve



国标升降式止回阀
GB Lift check valve



美标止回阀
API check valve



保温球阀
Insulation ball valve



涡轮浮动球阀
Turbine floating ball valve



涡轮固定球阀
Turbine fixed ball valve



放料球阀
Feeding the ball valve



锻钢高压球阀
Forged steel high pressure ball valve



立式止回阀
Vertical check valve



消声止回阀
Silencing check valve



蝶型止回阀
Disc check valve



对夹止回阀
Wafer check valve



国标过滤器
GB Filter



意大利超薄球阀
Italy ultra-thin ball valve



气动球阀
Pneumatic ball valve



美标闸阀
American standard Gate valve



日标闸阀
Japanese standard gate valve



电动闸阀
Electric gate valves



一片式球阀
One-piece ball valve



二片式球阀
Two-piece ball valve



三片式丝扣球阀
Three-piece screw ball valve



三片式高平台球阀
Three-piece high platform ball valve



丝扣三通球阀
Screw thread tee ball valve



暗杆闸阀
Non-rising stem gate



美标截止阀
American Standard Globe Valve



锁闭法兰闸阀
Locking flange gate valve



氧气截止阀
The oxygen valve



抗生素截止阀
Antibiotic stop valve



丝扣闸阀
Threaded valve



苏式丝扣截止阀
Su-type screw-thread globe valve



美标丝扣截止阀
American standard thread stop valve



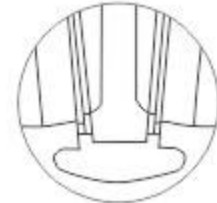
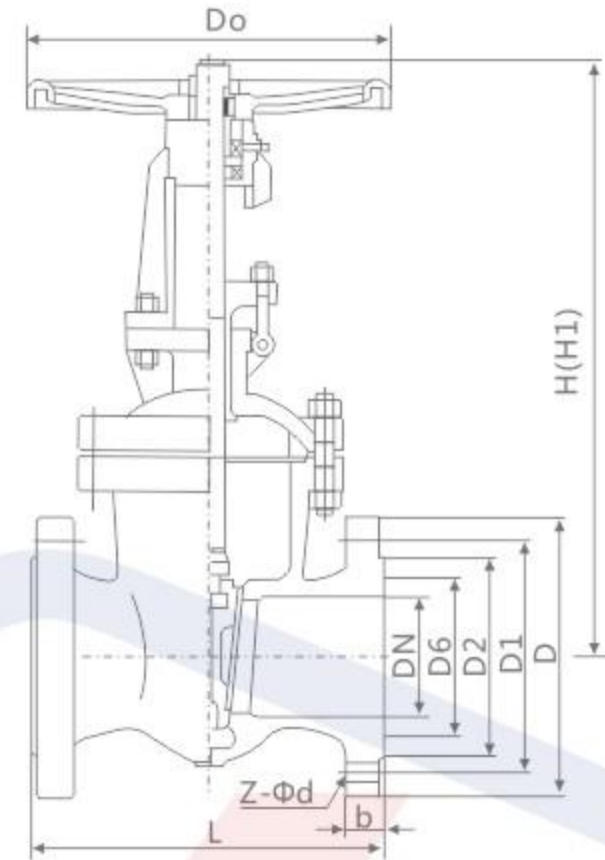
H14W卧式止回阀
Horizontal check valve



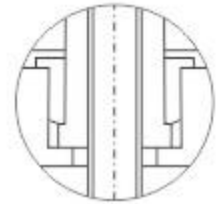
Y型过滤器
y-filter

PRODUCT DISPLAY

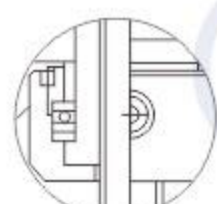
产品展示



DN40~80



DN40~100



DN150~200

标准

设计与制造按GB/T12234
结构长度按GB/T12221
法兰连接尺寸按JB/T79
检验按JB/T9092

Standards

Design and manufacture as GB/T12234
Face to face dimensions as GB/T12221
End flange dimension as JB/T79
Pressure test as JB/T9092

试验压力 Test Pressure

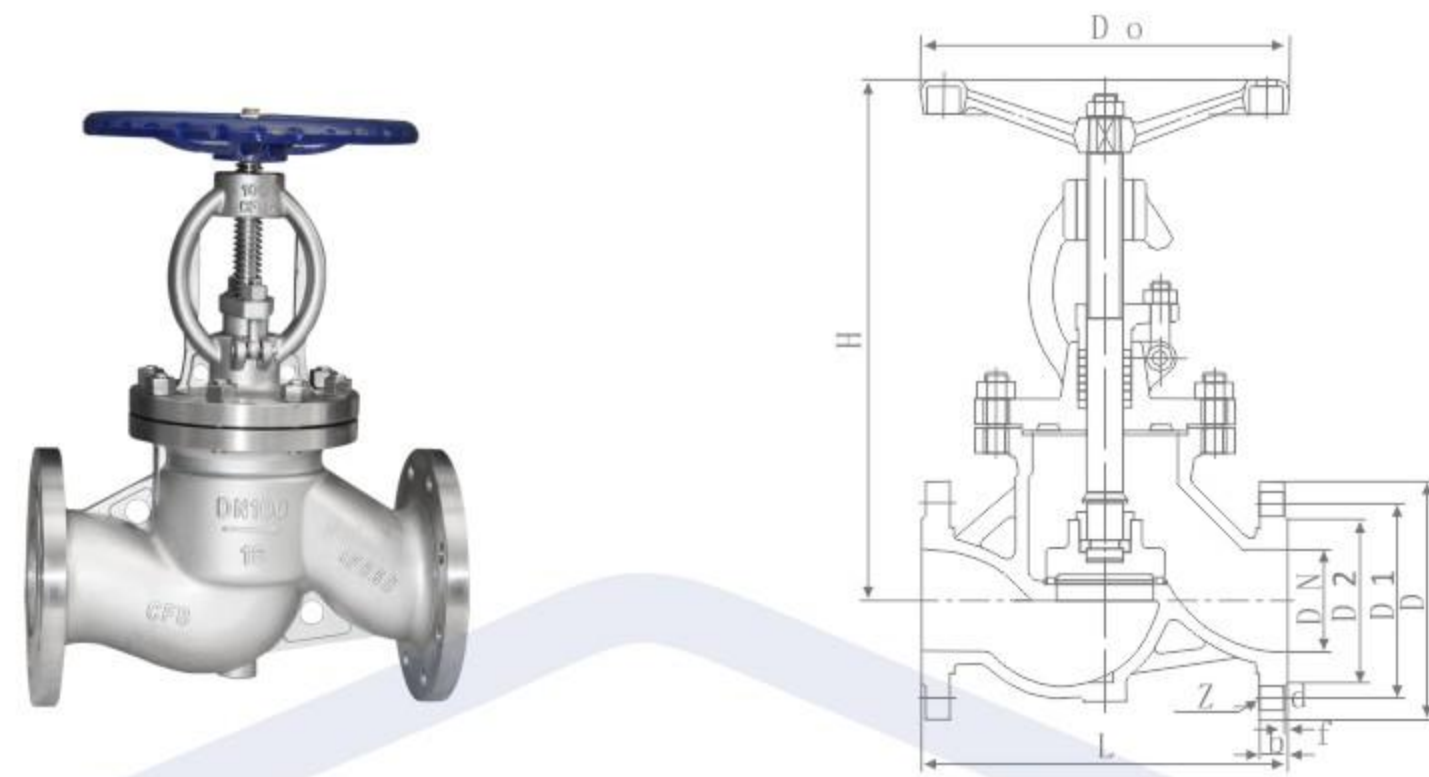
| 试验项目 Test Item | 壳体试验 Shell Test | 密封试验 Seal Test | 上密封试验 Back Seal Test | 气密封试验 Air Seal Test |
|-------------------------------------|---|---|---|---|
| 介质 Medium | 水 Water | | | 气 Air |
| 单位 Unit | MPa | MPa | MPa | MPa |
| 公称压力 Nominal Pressure PN(MPa) | 1.0 1.6 2.5 4.0 6.4 10.0 16.0 | 1.5 2.4 3.8 6.0 9.6 15.0 24.0 | 1.1 1.8 2.8 4.4 7.0 11.0 18.0 | 1.1 1.8 2.8 4.4 7.0 11.0 18.0 |
| | | | | 0.5~0.7 |

主要零件材料 Materials for Main Parts

| 名称 Name | 材料 Material | | | | | | | | | |
|-------------------|----------------------|-------|------|-------|-------|-------------|------|------|------|--|
| 阀体/阀盖 Body/Bonnet | CF8 | CF3 | CF8M | CF3M | WCB | LCB | WC6 | WC9 | C5 | |
| 闸板 Wedge | CF8 | CF3 | CF8M | CF3M | WCB | LCB | WC6 | WC9 | C5 | |
| 阀杆 Stem | F304 | F304L | F316 | F316L | 2CR13 | F304 | F304 | F304 | F304 | |
| 阀杆螺母 Stem Nut | 铝青铜 Aluminium Bronze | | | | | | | | | |
| 填料 Packing | PTFF | | | | | 石墨 Graphite | | | | |
| 垫片 Gasket | PTFF | | | | | | | | | |
| 压盖 Gland | CF8 | CF3 | CF8M | CF3M | WCB | LCB | WC6 | WC9 | C5 | |
| 螺栓 Bolt | 不锈钢 Stainless Steel | | | | | 35CrMoA | | | | |
| 螺母 Nut | 不锈钢 Stainless Steel | | | | | 45、35CrMoA | | | | |
| 手轮 Handwheel | 铸钢 Cast Steel | | | | | | | | | |

主要连接尺寸 Main Connection Dimensions

| 型号 Type | 公称通径 DN(mm) | 尺寸 Dimensions | | | | | | | | |
|---------------|----------------|---------------|-----|-----|-----|------|--------|--------|------|-----|
| | | L | D | D1 | D2 | b-f | z-Φd | H | Do | |
| Z41W-10 Y | 15 | 130 | 95 | 65 | 45 | 12-2 | 4-Φ14 | 185 | 120 | |
| | 20 | 150 | 105 | 75 | 55 | 14-2 | 4-Φ14 | 200 | 120 | |
| | 25 | 160 | 115 | 85 | 65 | 14-2 | 4-Φ14 | 225 | 140 | |
| | 32 | 180 | 135 | 100 | 78 | 16-2 | 4-Φ18 | 275 | 160 | |
| | 40 | 165 | 145 | 110 | 85 | 16-3 | 4-Φ18 | 290 | 160 | |
| | 50 | 180 | 160 | 125 | 100 | 16-3 | 4-Φ18 | 345 | 200 | |
| | 65 | 195 | 180 | 145 | 120 | 18-3 | 4-Φ18 | 360 | 220 | |
| | 80 | 210 | 195 | 160 | 135 | 18-3 | 4-Φ18 | 380 | 240 | |
| | Z641W-10 Y | 100 | 230 | 215 | 180 | 155 | 20-3 | 8-Φ18 | 430 | 280 |
| | | 125 | 255 | 245 | 210 | 185 | 22-3 | 8-Φ18 | 520 | 300 |
| 150 | | 280 | 280 | 240 | 210 | 22-3 | 8-Φ23 | 600 | 320 | |
| 200 | | 330 | 335 | 295 | 265 | 22-3 | 8-Φ23 | 765 | 400 | |
| Z941W-10 Y | 250 | 380 | 390 | 350 | 320 | 24-3 | 12-Φ23 | 930 | 450 | |
| | 300 | 420 | 440 | 400 | 368 | 26-3 | 12-Φ23 | 1080 | 500 | |
| | 350 | 450 | 500 | 460 | 428 | 26-4 | 16-Φ23 | 1200 | 500 | |
| | 400 | 480 | 565 | 515 | 482 | 26-4 | 16-Φ35 | 1400 | 550 | |
| | 450 | 510 | 615 | 565 | 532 | 26-4 | 20-Φ25 | 1500 | 600 | |
| | 500 | 540 | 670 | 620 | 585 | 28-4 | 20-Φ25 | 1630 | 650 | |
| | 15 | 130 | 95 | 65 | 45 | 14-2 | 4-Φ14 | 185 | 120 | |
| | 20 | 150 | 105 | 75 | 55 | 14-2 | 4-Φ14 | 200 | 120 | |
| | 25 | 160 | 115 | 85 | 65 | 14-2 | 4-Φ14 | 225 | 140 | |
| | 32 | 180 | 135 | 100 | 78 | 16-2 | 4-Φ18 | 275 | 160 | |
| Z41W-16 Y | 40 | 200 | 145 | 110 | 85 | 16-3 | 4-Φ18 | 295 | 200 | |
| | 50 | 250 | 160 | 125 | 100 | 16-3 | 4-Φ18 | 350 | 220 | |
| | 65 | 265 | 180 | 145 | 120 | 18-3 | 4-Φ18 | 370 | 240 | |
| | 80 | 280 | 195 | 160 | 135 | 20-3 | 8-Φ18 | 390 | 280 | |
| | Z641W-16 Y | 100 | 300 | 215 | 180 | 155 | 20-3 | 8-Φ18 | 435 | 300 |
| | | 125 | 325 | 245 | 210 | 185 | 22-3 | 8-Φ18 | 520 | 320 |
| | | 150 | 350 | 280 | 240 | 210 | 24-3 | 8-Φ23 | 610 | 350 |
| | | 200 | 400 | 335 | 295 | 265 | 26-3 | 12-Φ23 | 785 | 400 |
| | Z941W-16 Y | 250 | 450 | 405 | 355 | 320 | 30-3 | 12-Φ25 | 930 | 450 |
| | | 300 | 500 | 460 | 410 | 375 | 30-4 | 12-Φ25 | 1080 | 500 |
| 350 | | 550 | 520 | 470 | 435 | 34-4 | 16-Φ25 | 1200 | 550 | |
| 400 | | 600 | 580 | 525 | 485 | 36-4 | 16-Φ30 | 1400 | 600 | |
| 450 | | 650 | 640 | 585 | 545 | 40-4 | 20-Φ30 | 1500 | 650 | |
| 500 | | 700 | 705 | 650 | 608 | 44-4 | 20-Φ34 | 1630 | 700 | |
| 15 | | 130 | 95 | 65 | 45 | 16-2 | 4-Φ14 | 185 | 120 | |
| 20 | | 150 | 105 | 75 | 55 | 16-2 | 4-Φ14 | 200 | 120 | |
| 25 | | 160 | 115 | 85 | 65 | 16-2 | 4-Φ14 | 225 | 140 | |
| 32 | | 180 | 135 | 100 | 78 | 18-2 | 4-Φ18 | 275 | 160 | |
| Z41W-25 Y | 40 | 200 | 145 | 110 | 85 | 18-3 | 4-Φ18 | 295 | 200 | |
| | 50 | 250 | 160 | 125 | 100 | 20-3 | 4-Φ18 | 350 | 220 | |
| | 65 | 265 | 180 | 145 | 120 | 22-3 | 8-Φ18 | 370 | 240 | |
| | 80 | 280 | 195 | 160 | 135 | 22-3 | 8-Φ18 | 390 | 280 | |
| | Z641W-25 Y | 100 | 300 | 230 | 190 | 160 | 24-3 | 8-Φ23 | 435 | 300 |
| | | 125 | 325 | 270 | 220 | 188 | 28-3 | 8-Φ25 | 520 | 320 |
| | | 150 | 350 | 300 | 250 | 218 | 30-3 | 8-Φ25 | 610 | 350 |
| | | 200 | 400 | 360 | 310 | 278 | 34-3 | 12-Φ25 | 785 | 400 |
| | Z941W-25 Y | 250 | 450 | 425 | 370 | 332 | 36-3 | 12-Φ30 | 930 | 450 |
| | | 300 | 500 | 485 | 430 | 390 | 40-4 | 16-Φ30 | 1080 | 500 |
| 350 | | 550 | 550 | 490 | 448 | 44-4 | 16-Φ34 | 1250 | 550 | |
| 400 | | 600 | 610 | 550 | 505 | 48-4 | 16-Φ34 | 1430 | 600 | |
| 450 | | 650 | 660 | 600 | 555 | 50-4 | 20-Φ34 | 1520 | 650 | |
| 500 | | 700 | 730 | 660 | 610 | 52-4 | 20-Φ41 | 1650 | 700 | |



标准
设计与制造按GB/T12235
结构长度按GB/T12221
法兰连接尺寸按JB/T79
检验按JB/T9092

Standards
Design and manufacture as GB/T12235
Face to face dimensions as GB/T12221
End flange dimension as JB/T79
Pressure test as JB/T9092

试验压力 Test Pressure

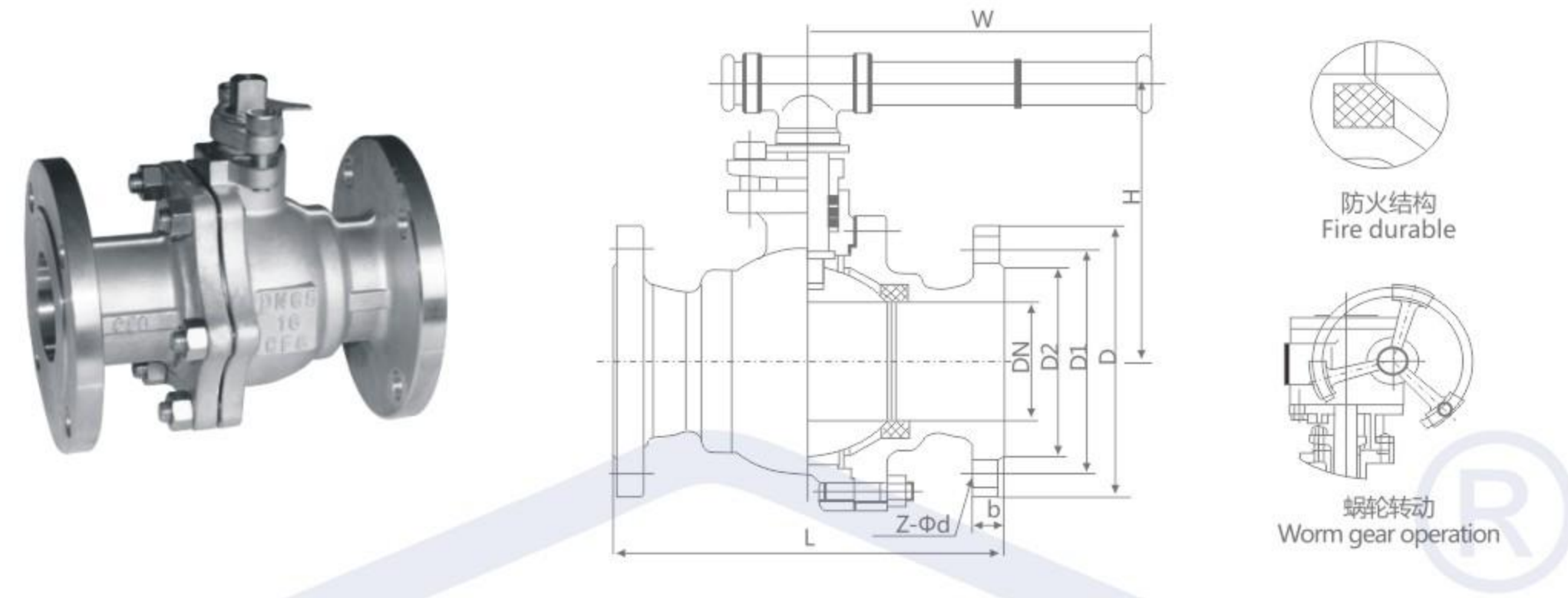
| 试验项目 Test Item | 壳体试验 Shell Test | 密封试验 Seal Test | 上密封试验 Back Seal Test | 气密封试验 Air Seal Test |
|--|--------------------|-------------------|-------------------------|------------------------|
| 介质 Medium | 水 Water | | | 气 Air |
| 单位 Unit | MPa | MPa | MPa | MPa |
| 公称压力 Nominal Pressure PN(MPa) | 1.6 | 2.4 | 1.8 | 0.5~0.7 |
| | 2.5 | 3.8 | 2.8 | |
| | 4.0 | 6.0 | 4.4 | |
| | 6.4 | 9.6 | 7.0 | |
| | 10.0 | 15.0 | 11.0 | |
| | 16.0 | 24.0 | 18.0 | |

主要零件材料 Materials for Main Parts

| 名称 Name | 材料 Material | | | | | | | | |
|-------------------|----------------------|-------|------|-------|-------------|------|------|------|------|
| 阀体/阀盖 Body/Bonnet | CF8 | CF3 | CF8M | CF3M | WCB | LCB | WC6 | WC9 | C5 |
| 阀瓣 Wedge | CF8 | CF3 | CF8M | CF3M | WCB | LCB | WC6 | WC9 | C5 |
| 阀杆 Stem | F304 | F304L | F316 | F316L | 2CR13 | F304 | F304 | F304 | F304 |
| 阀杆螺母 Stem Nut | 铝青铜 Aluminium Bronze | | | | | | | | |
| 填料 Packing | PTFF | | | | 石墨 Graphite | | | | |
| 垫片 Gasket | PTFF | | | | 石墨 Graphite | | | | |
| 压盖 Gland | CF8 | CF3 | CF8M | CF3M | WCB | LCB | WC6 | WC9 | C5 |
| 螺栓 Bolt | 不锈钢 Stainless Steel | | | | 35CrMoA | | | | |
| 螺母 Nut | 不锈钢 Stainless Steel | | | | 45, 35CrMoA | | | | |
| 手轮 Handwheel | 铸钢 Cast Steel | | | | | | | | |

主要连接尺寸 Main Connection Dimensions

| 型号 Type | 公称通径 DN(mm) | 尺寸 Dimension(mm) | | | | | | | |
|---|----------------|------------------|-----|-----|------|--------|--------|------|-----|
| | | L | D | D1 | D2 | b-f | z-Φd | H | Do |
| H J41W-16 Y H J641W-16 Y H J941W-16 Y | 15 | 130 | 95 | 65 | 45 | 14-2 | 4-Φ14 | 190 | 100 |
| | 20 | 150 | 105 | 75 | 55 | 14-2 | 4-Φ14 | 200 | 120 |
| | 25 | 160 | 115 | 85 | 65 | 14-2 | 4-Φ14 | 225 | 140 |
| | 32 | 180 | 135 | 100 | 78 | 16-2 | 4-Φ18 | 235 | 160 |
| | 40 | 200 | 145 | 110 | 85 | 16-3 | 4-Φ18 | 265 | 200 |
| | 50 | 230 | 160 | 125 | 100 | 16-3 | 4-Φ18 | 280 | 220 |
| | 65 | 290 | 180 | 145 | 120 | 18-3 | 4-Φ18 | 350 | 240 |
| | 80 | 310 | 195 | 160 | 135 | 20-3 | 8-Φ18 | 360 | 280 |
| | 100 | 350 | 215 | 180 | 155 | 20-3 | 8-Φ18 | 410 | 320 |
| | 125 | 400 | 245 | 210 | 185 | 22-3 | 8-Φ18 | 450 | 350 |
| | 150 | 480 | 280 | 240 | 210 | 24-3 | 8-Φ23 | 480 | 400 |
| | 200 | 600 | 335 | 295 | 265 | 26-3 | 12-Φ23 | 600 | 450 |
| | 250 | 650 | 405 | 355 | 320 | 30-3 | 12-Φ25 | 720 | 550 |
| | 300 | 750 | 460 | 410 | 375 | 30-3 | 12-Φ25 | 950 | 650 |
| | 350 | 850 | 520 | 470 | 435 | 34-4 | 16-Φ25 | 1040 | 750 |
| | 400 | 950 | 580 | 525 | 485 | 36-4 | 16-Φ30 | 1150 | 800 |
| 450 | 1050 | 640 | 585 | 545 | 40-4 | 20-Φ30 | 1250 | 850 | |
| 500 | 1150 | 705 | 650 | 608 | 44-4 | 20-Φ34 | 1380 | 950 | |
| H J41W-25 Y H J641W-25 Y H J941W-25 Y | 15 | 130 | 95 | 65 | 45 | 16-2 | 4-Φ14 | 190 | 100 |
| | 20 | 150 | 105 | 75 | 55 | 16-2 | 4-Φ14 | 200 | 120 |
| | 25 | 160 | 115 | 85 | 65 | 16-2 | 4-Φ14 | 225 | 140 |
| | 32 | 180 | 135 | 100 | 78 | 18-2 | 4-Φ18 | 235 | 160 |
| | 40 | 200 | 145 | 110 | 85 | 18-3 | 4-Φ18 | 265 | 200 |
| | 50 | 230 | 160 | 125 | 100 | 20-3 | 4-Φ18 | 280 | 220 |
| | 65 | 290 | 180 | 145 | 120 | 22-3 | 8-Φ18 | 350 | 240 |
| | 80 | 310 | 195 | 160 | 135 | 22-3 | 8-Φ18 | 360 | 280 |
| | 100 | 350 | 230 | 190 | 160 | 24-3 | 8-Φ23 | 410 | 320 |
| | 125 | 400 | 270 | 220 | 188 | 28-3 | 8-Φ25 | 450 | 350 |
| | 150 | 480 | 300 | 250 | 218 | 30-3 | 8-Φ25 | 480 | 400 |
| | 200 | 600 | 360 | 310 | 278 | 34-3 | 12-Φ25 | 600 | 450 |
| | 250 | 650 | 425 | 370 | 335 | 36-3 | 12-Φ30 | 720 | 550 |
| | 300 | 750 | 485 | 430 | 390 | 40-4 | 16-Φ30 | 950 | 650 |
| | 350 | 850 | 550 | 490 | 448 | 44-4 | 16-Φ34 | 1040 | 750 |
| | 400 | 950 | 610 | 550 | 505 | 48-4 | 16-Φ34 | 1150 | 800 |
| 450 | 1050 | 660 | 600 | 555 | 50-4 | 20-Φ34 | 1250 | 850 | |
| 500 | 1150 | 730 | 660 | 610 | 52-4 | 20-Φ41 | 1380 | 950 | |



标准
设计与制造按GB/T12237
结构长度按GB/T12221
法兰连接尺寸按JB/T79
检验按JB/T9092

Standards
Design and manufacture as GB/T12237
Face to face dimensions as GB/T12221
End flange dimension as JB/T79
Pressure test as JB/T9092

试验压力 Test Pressure

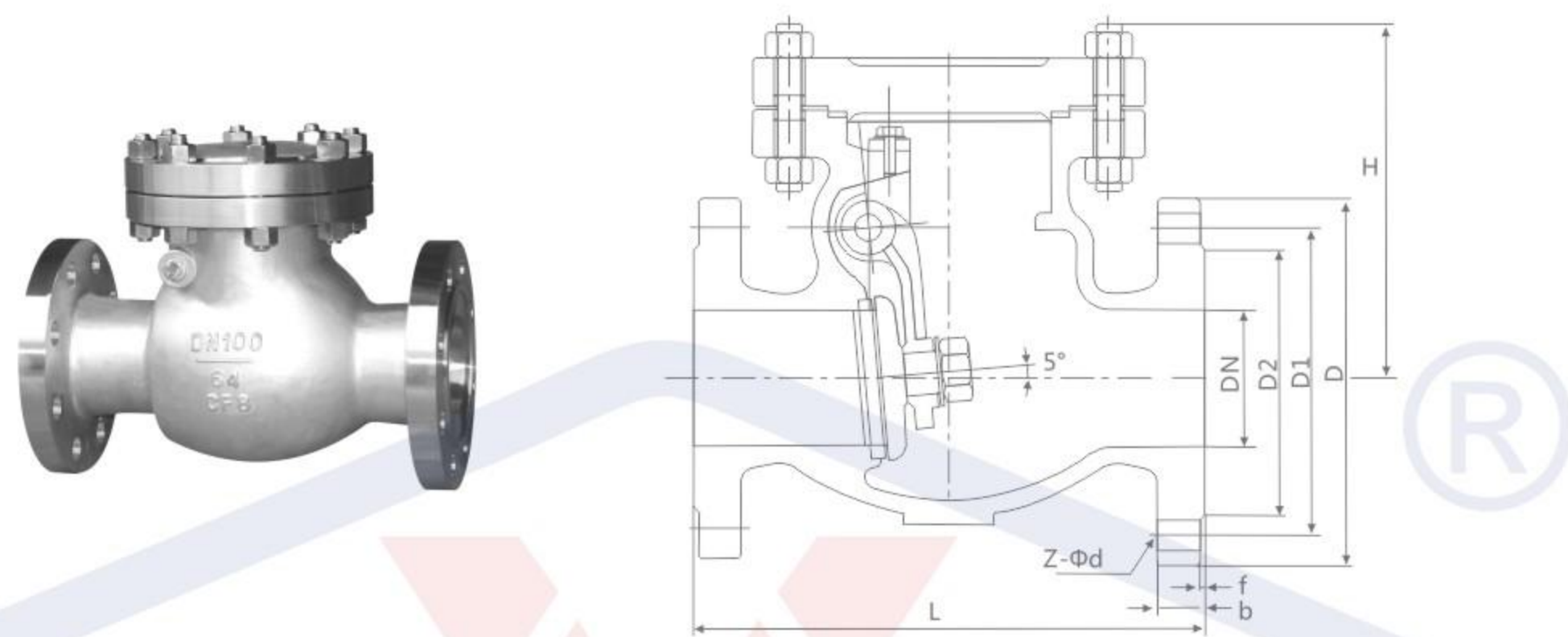
| 试验项目 Test Item | 壳体试验 Shell Test | 密封试验 Seal Test | 上密封试验 Back Seal Test | 气密封试验 Air Seal Test |
|--|--------------------|-------------------|-------------------------|------------------------|
| 介质 Medium | 水 Water | | | 气 Air |
| 单位 Unit | MPa | MPa | MPa | MPa |
| 公称压力 Nominal Pressure PN(MPa) | 1.6 | 2.4 | 1.8 | 0.5~0.7 |
| | 2.5 | 3.8 | 2.8 | |
| | 4.0 | 6.0 | 4.4 | |
| | 6.4 | 9.6 | 7.0 | |
| | 10.0 | 15.0 | 11.0 | |
| | 16.0 | 24.0 | 18.0 | |

主要零件材料 Materials for Main Parts

| 名称 Name | 材料 Material | | | | | | | | |
|----------------------|---------------------|-------|------|-------|---------|-------------|------|------|------|
| 阀体/阀盖 Body/Bonnet | CF8 | CF3 | CF8M | CF3M | WCB | LCB | WC6 | WC9 | C5 |
| 球体 Ball | CF8 | CF3 | CF8M | CF3M | WCB Hcr | CF8 | CF8 | CF8 | CF8 |
| 阀杆 Stem | F304 | F304L | F316 | F316L | 2CR13 | F304 | F304 | F304 | F304 |
| 阀座 Seat | PTFE/PPL | | | | | | | | |
| 填料/垫片 Packing/Gasket | PTFF | | | | | 石墨 Graphite | | | |
| 螺栓 Bolt | 不锈钢 Stainless Steel | | | | | 35CrMoA | | | |
| 螺母 Nut | 不锈钢 Stainless Steel | | | | | 45、35CrMoA | | | |
| 手柄 Handle | 铸钢 Cast Steel | | | | | | | | |

主要连接尺寸 Main Connection Dimensions

| 型号 Type | 公称通径 DN(mm) | 尺寸 Dimension(mm) | | | | | | | | | |
|--------------------|--------------------|------------------|-----|-----|-----|-----|------|--------|-------|------|-----|
| | | L | D | D1 | D2 | D6 | b-f | z-φd | H | W | |
| Q41Y-16 F H | 15 | 130 | 95 | 65 | 45 | | 14-2 | 4-φ14 | 65 | 115 | |
| | 20 | 140 | 105 | 75 | 55 | | 14-2 | 4-φ14 | 75 | 130 | |
| | 25 | 150 | 115 | 85 | 65 | | 14-2 | 4-φ14 | 85 | 150 | |
| | 32 | 165 | 135 | 100 | 78 | | 16-2 | 4-φ18 | 95 | 190 | |
| | 40 | 180 | 145 | 110 | 85 | | 16-3 | 4-φ18 | 105 | 230 | |
| | Q341Y-16 F H | 50 | 200 | 160 | 125 | 100 | | 16-3 | 4-φ18 | 115 | 240 |
| | | 65 | 220 | 180 | 145 | 120 | | 18-3 | 4-φ18 | 145 | 280 |
| | | 80 | 250 | 195 | 160 | 135 | | 20-3 | 8-φ18 | 160 | 310 |
| | | 100 | 280 | 215 | 180 | 155 | | 20-3 | 8-φ18 | 185 | 330 |
| | | 125 | 320 | 245 | 210 | 185 | | 22-3 | 8-φ18 | 215 | 600 |
| Q641Y-16 F H | 150 | 360 | 280 | 240 | 210 | | 24-3 | 8-φ23 | 245 | 800 | |
| | 200 | 400 | 335 | 295 | 265 | | 26-3 | 12-φ23 | 300 | 1000 | |
| | 250 | 450 | 405 | 355 | 320 | | 30-3 | 12-φ25 | 380 | 1200 | |
| | 15 | 130 | 95 | 65 | 45 | | 14-2 | 4-φ14 | 65 | 115 | |
| | 20 | 140 | 105 | 75 | 55 | | 14-2 | 4-φ14 | 75 | 130 | |
| | 25 | 150 | 115 | 85 | 65 | | 14-2 | 4-φ14 | 85 | 150 | |
| | Q41Y-25 F H | 32 | 165 | 135 | 100 | 78 | | 16-2 | 4-φ18 | 95 | 190 |
| | | 40 | 180 | 145 | 110 | 85 | | 18-3 | 4-φ18 | 105 | 230 |
| | | 50 | 200 | 160 | 125 | 100 | | 20-3 | 4-φ18 | 115 | 240 |
| | | 65 | 220 | 180 | 145 | 120 | | 22-3 | 8-φ18 | 145 | 280 |
| 80 | | 250 | 195 | 160 | 135 | | 22-3 | 8-φ18 | 160 | 310 | |
| Q341Y-25 F H | 100 | 280 | 230 | 190 | 160 | | 24-3 | 8-φ23 | 185 | 330 | |
| | 125 | 320 | 270 | 220 | 188 | | 28-3 | 8-φ25 | 215 | 600 | |
| | 150 | 360 | 300 | 250 | 218 | | 30-3 | 8-φ25 | 245 | 800 | |
| | 200 | 400 | 360 | 310 | 278 | | 34-3 | 12-φ25 | 300 | 1000 | |
| | 250 | 450 | 425 | 370 | 332 | | 36-3 | 12-φ30 | 380 | 1200 | |
| | Q41Y-40 F H | 15 | 130 | 95 | 65 | 45 | 40 | 16-2 | 4-φ14 | 70 | 115 |
| 20 | | 140 | 105 | 75 | 55 | 51 | 16-2 | 4-φ14 | 80 | 130 | |
| 25 | | 150 | 115 | 85 | 65 | 58 | 16-2 | 4-φ14 | 90 | 150 | |
| 32 | | 180 | 135 | 100 | 78 | 66 | 18-3 | 4-φ18 | 100 | 190 | |
| 40 | | 200 | 145 | 110 | 85 | 76 | 18-3 | 4-φ18 | 110 | 230 | |
| Q341Y-40 F H | | 50 | 220 | 160 | 125 | 100 | 88 | 20-3 | 4-φ18 | 120 | 240 |
| | | 65 | 250 | 180 | 145 | 120 | 110 | 22-3 | 8-φ18 | 150 | 280 |
| | | 80 | 280 | 195 | 160 | 135 | 121 | 22-3 | 8-φ18 | 170 | 310 |
| | | 100 | 320 | 230 | 190 | 160 | 150 | 24-3 | 8-φ23 | 190 | 330 |
| | | 125 | 360 | 270 | 220 | 188 | 176 | 28-3 | 8-φ25 | 220 | 600 |
| Q641Y-40 F H | 150 | 400 | 300 | 250 | 218 | 204 | 30-3 | 8-φ25 | 250 | 800 | |
| | 200 | 550 | 375 | 320 | 282 | 260 | 38-3 | 12-φ30 | 390 | 1200 | |
| | 15 | 140 | 105 | 75 | 55 | 40 | 18-2 | 4-φ14 | 75 | 115 | |
| | 20 | 160 | 125 | 90 | 68 | 51 | 20-2 | 4-φ18 | 85 | 130 | |
| | 25 | 180 | 135 | 100 | 78 | 58 | 22-2 | 4-φ18 | 95 | 150 | |
| | Q41Y-64 F H | 32 | 200 | 150 | 110 | 82 | 66 | 24-2 | 4-φ23 | 105 | 190 |
| 40 | | 220 | 165 | 125 | 95 | 76 | 24-3 | 4-φ23 | 120 | 230 | |
| Q341Y-64 F H | | 50 | 250 | 175 | 135 | 105 | 88 | 26-3 | 4-φ23 | 130 | 240 |
| | | 65 | 280 | 200 | 160 | 130 | 110 | 28-3 | 8-φ23 | 160 | 280 |
| | | 80 | 320 | 210 | 170 | 140 | 121 | 30-3 | 8-φ23 | 180 | 310 |
| Q641Y-64 F H | 100 | 360 | 250 | 200 | 168 | 150 | 32-3 | 8-φ25 | 200 | 330 | |
| | 125 | 381 | 295 | 240 | 202 | 176 | 36-3 | 8-φ30 | 230 | 600 | |
| | 150 | 403 | 340 | 280 | 240 | 204 | 38-3 | 8-φ34 | 260 | 800 | |
| | 200 | 502 | 405 | 345 | 300 | 260 | 44-3 | 12-φ34 | 400 | 1200 | |



标准

设计与制造按GB/T12236
结构长度按GB/T12221
法兰连接尺寸按JB/T79
检验按JB/T9092

Standards

Design and manufacture as GB/T12236
Face to face dimensions as GB/T12221
End flange dimension as JB/T79
Pressure test as JB/T9092

试验压力 Test Pressure

| 试验项目 Test Item | 壳体试验 Shell Test | 密封试验 Seal Test | 上密封试验 Back Seal Test | 气密封试验 Air Seal Test |
|-------------------------------------|--------------------|-------------------|-------------------------|------------------------|
| 介质 Medium | 水 Water | | | 气 Air |
| 单位 Unit | MPa | MPa | MPa | MPa |
| 公称压力 Nominal Pressure PN(MPa) | 1.6 | 2.4 | 1.8 | 0.5~0.7 |
| | 2.5 | 3.8 | 2.8 | |
| | 4.0 | 6.0 | 4.4 | |
| | 6.4 | 9.6 | 7.0 | |
| | 10.0 | 15.0 | 11.0 | |
| 16.0 | 24.0 | 18.0 | 18.0 | |

主要零件材料 Materials for Main Parts

| 名称 Name | 材料 Material | | | | | | | | | |
|-------------------|---------------------|-----|------|------|-------------|------------|-----|-----|----|--|
| 阀体/阀盖 Body/Bonnet | CF8 | CF3 | CF8M | CF3M | WCB | LCB | WC6 | WC9 | C5 | |
| 阀瓣 Wedge | CF8 | CF3 | CF8M | CF3M | WCB | LCB | WC6 | WC9 | C5 | |
| 垫片 Gasket | PTFF | | | | 石墨 Graphite | | | | | |
| 螺栓 Bolt | 不锈钢 Stainless Steel | | | | | 35CrMoA | | | | |
| 螺母 Nut | 不锈钢 Stainless Steel | | | | | 45、35CrMoA | | | | |

主要连接尺寸 Main Connection Dimensions

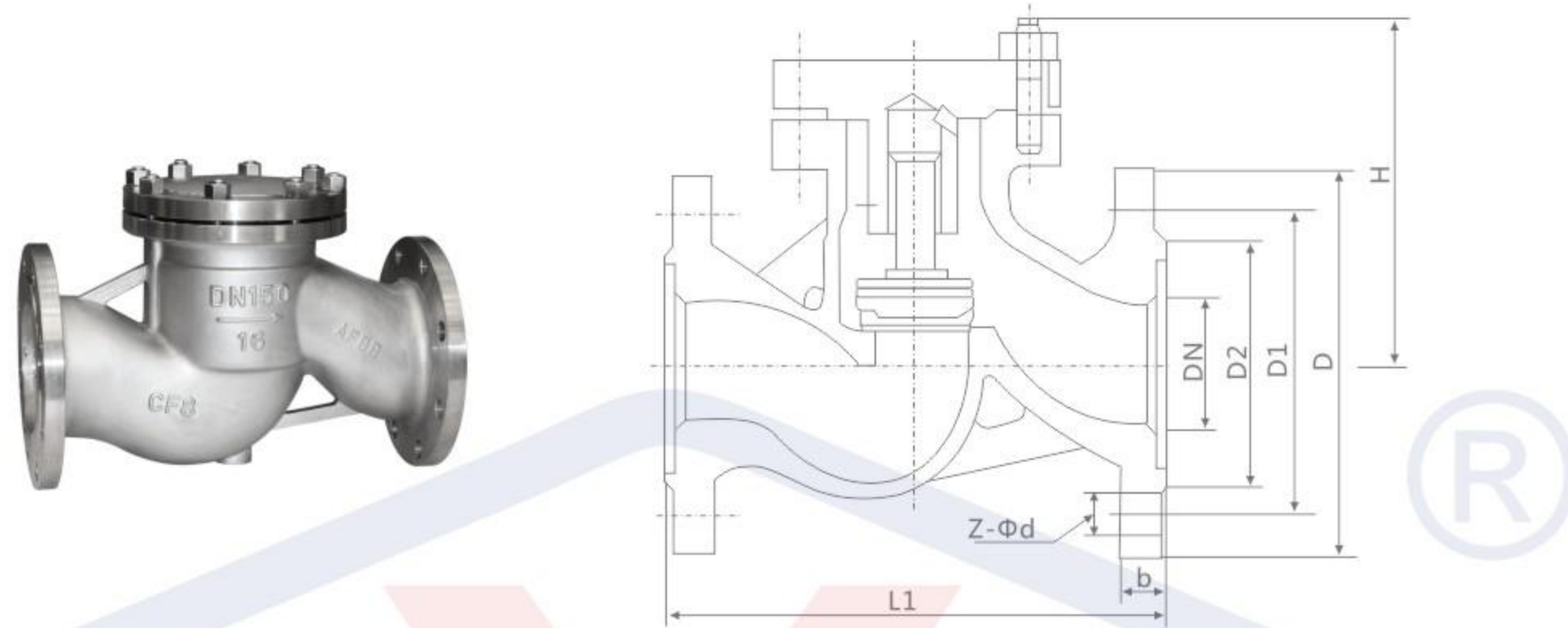
| 型号 Type | 公称通径 DN(mm) | 尺寸 Dimension(mm) | | | | | | | | |
|--------------|----------------|------------------|-----|-----|-----|------|--------|--------|-------|-----|
| | | L | D | D1 | D2 | D6 | b-f | z-φd | H | |
| H44W-16 Y | 20 | 150 | 105 | 75 | 55 | | 14-2 | 4-φ14 | 100 | |
| | 25 | 160 | 115 | 85 | 65 | | 14-2 | 4-φ14 | 100 | |
| | 32 | 180 | 135 | 100 | 78 | | 16-2 | 4-φ18 | 105 | |
| | 40 | 200 | 145 | 110 | 85 | | 16-3 | 4-φ18 | 115 | |
| | 50 | 230 | 160 | 125 | 100 | | 16-3 | 4-φ18 | 135 | |
| | 65 | 290 | 180 | 145 | 120 | | 18-3 | 4-φ18 | 140 | |
| | 80 | 310 | 195 | 160 | 135 | | 20-3 | 8-φ18 | 145 | |
| | 100 | 350 | 215 | 180 | 155 | | 20-3 | 8-φ18 | 165 | |
| | 125 | 400 | 245 | 210 | 185 | | 22-3 | 8-φ18 | 250 | |
| | 150 | 480 | 280 | 240 | 210 | | 24-3 | 8-φ23 | 295 | |
| | 200 | 550 | 335 | 295 | 265 | | 26-3 | 12-φ23 | 315 | |
| | 250 | 650 | 405 | 355 | 320 | | 30-3 | 12-φ25 | 430 | |
| | 300 | 750 | 460 | 410 | 375 | | 30-4 | 12-φ25 | 480 | |
| | 350 | 850 | 520 | 470 | 435 | | 34-4 | 16-φ25 | 500 | |
| | 400 | 950 | 580 | 525 | 485 | | 36-4 | 16-φ30 | 520 | |
| | 450 | 1050 | 640 | 585 | 545 | | 40-4 | 20-φ30 | 580 | |
| | 500 | 1150 | 705 | 650 | 608 | | 44-4 | 20-φ34 | 630 | |
| | 600 | 1350 | 840 | 770 | 718 | | 48-5 | 20-φ41 | 780 | |
| | H44W-25 Y | 20 | 150 | 105 | 75 | 55 | | 16-2 | 4-φ14 | 100 |
| | | 25 | 160 | 115 | 85 | 65 | | 16-2 | 4-φ14 | 100 |
| 32 | | 180 | 135 | 100 | 78 | | 18-2 | 4-φ18 | 105 | |
| 40 | | 200 | 145 | 110 | 85 | | 18-3 | 4-φ18 | 115 | |
| 50 | | 230 | 160 | 125 | 100 | | 20-3 | 4-φ18 | 135 | |
| 65 | | 290 | 180 | 145 | 120 | | 22-3 | 8-φ18 | 140 | |
| 80 | | 310 | 195 | 160 | 135 | | 22-3 | 8-φ18 | 145 | |
| 100 | | 350 | 230 | 190 | 160 | | 24-3 | 8-φ23 | 165 | |
| 125 | | 400 | 270 | 220 | 188 | | 28-3 | 8-φ25 | 250 | |
| 150 | | 480 | 300 | 250 | 218 | | 30-3 | 8-φ25 | 295 | |
| 200 | | 550 | 360 | 310 | 278 | | 34-3 | 12-φ25 | 315 | |
| 250 | | 650 | 425 | 370 | 332 | | 36-3 | 12-φ30 | 430 | |
| 300 | 750 | 485 | 430 | 390 | | 40-4 | 16-φ30 | 480 | | |
| 350 | 850 | 550 | 490 | 448 | | 44-4 | 16-φ34 | 500 | | |
| 400 | 950 | 610 | 550 | 505 | | 48-4 | 16-φ34 | 520 | | |
| 450 | 1050 | 660 | 600 | 555 | | 50-4 | 20-φ34 | 580 | | |
| 500 | 1150 | 730 | 660 | 610 | | 52-4 | 20-φ41 | 630 | | |
| 600 | 1350 | 840 | 770 | 718 | | 56-5 | 20-φ41 | 780 | | |
| H44W-40 Y | 20 | 150 | 105 | 75 | 55 | 51 | 16-2 | 4-φ14 | 100 | |
| | 25 | 160 | 115 | 85 | 65 | 58 | 16-2 | 4-φ14 | 100 | |
| | 32 | 180 | 135 | 100 | 78 | 66 | 18-2 | 4-φ18 | 105 | |
| | 40 | 200 | 145 | 110 | 85 | 76 | 18-3 | 4-φ18 | 115 | |
| | 50 | 230 | 160 | 125 | 100 | 88 | 20-3 | 4-φ18 | 135 | |
| | 65 | 290 | 180 | 145 | 120 | 110 | 22-3 | 8-φ18 | 140 | |
| | 80 | 310 | 195 | 160 | 135 | 121 | 22-3 | 8-φ18 | 145 | |
| | 100 | 350 | 230 | 190 | 160 | 150 | 24-3 | 8-φ23 | 165 | |
| | 125 | 400 | 270 | 220 | 188 | 176 | 28-3 | 8-φ25 | 250 | |
| | 150 | 480 | 300 | 250 | 218 | 204 | 30-3 | 8-φ25 | 295 | |
| | 200 | 550 | 375 | 320 | 282 | 260 | 38-3 | 12-φ30 | 315 | |
| | 250 | 650 | 445 | 385 | 345 | 313 | 42-3 | 12-φ34 | 430 | |
| 300 | 750 | 510 | 450 | 408 | 364 | 46-4 | 16-φ34 | 480 | | |
| 350 | 850 | 570 | 510 | 465 | 422 | 52-4 | 16-φ34 | 500 | | |
| 400 | 950 | 655 | 585 | 535 | 474 | 58-4 | 16-φ41 | 520 | | |
| 450 | 1050 | 680 | 610 | 560 | 524 | 60-4 | 20-φ41 | 580 | | |
| 500 | 1150 | 755 | 670 | 612 | 576 | 62-4 | 20-φ48 | 630 | | |
| 600 | 1350 | 890 | 795 | 730 | 678 | 62-5 | 20-φ54 | 780 | | |

GB Piston-lift Type Check Valve 国标升降式止回阀



Stainless steel valve
professional manufacturing
不锈钢阀门专业制造

GB Piston-lift Type Check Valve 国标升降式止回阀



标准

设计与制造按GB/T12235
结构长度按GB/T12221
法兰连接尺寸按JB/T79
检验按JB/T9092

Standards

Design and manufacture as GB/T12235
Face to face dimensions as GB/T12221
End flange dimension as JB/T79
Pressure test as JB/T9092

试验压力 Test Pressure

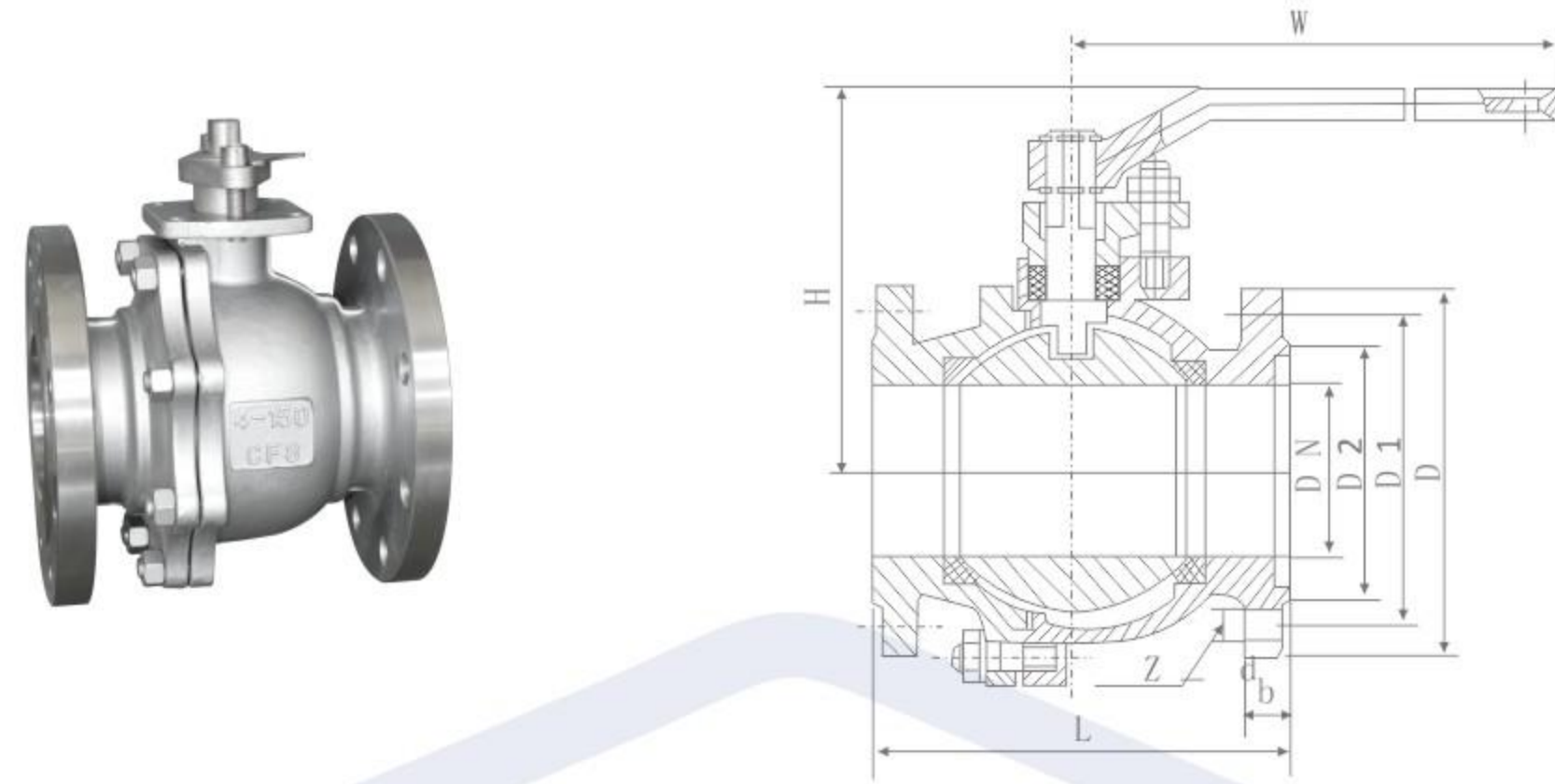
| 试验项目 Test Item | 壳体试验 Shell Test | 密封试验 Seal Test | 上密封试验 Back Seal Test | 气密封试验 Air Seal Test |
|--|--------------------|-------------------|-------------------------|------------------------|
| 介质 Medium | 水 Water | | | 气 Air |
| 单位 Unit | MPa | MPa | MPa | MPa |
| 公称压力 Nominal Pressure PN(MPa) | 1.6 | 2.4 | 1.8 | 0.5~0.7 |
| | 2.5 | 3.8 | 2.8 | |
| | 4.0 | 6.0 | 4.4 | |
| | 6.4 | 9.6 | 7.0 | |
| | 10.0 | 15.0 | 11.0 | |
| | 16.0 | 24.0 | 18.0 | |

主要零件材料 Materials for Main Parts

| 名称 Name | 材料 Material | | | | | | | | | |
|-------------------|---------------------|-----|------|------|-------------|-----|-----|-----|----|--|
| 阀体/阀盖 Body/Bonnet | CF8 | CF3 | CF8M | CF3M | WCB | LCB | WC6 | WC9 | C5 | |
| 阀瓣 Wedge | CF8 | CF3 | CF8M | CF3M | WCB | LCB | WC6 | WC9 | C5 | |
| 垫片 Gasket | PTFF | | | | 石墨 Graphite | | | | | |
| 螺栓 Bolt | 不锈钢 Stainless Steel | | | | 35CrMoA | | | | | |
| 螺母 Nut | 不锈钢 Stainless Steel | | | | 45、35CrMoA | | | | | |

主要连接尺寸 Main Connection Dimensions

| 型号 Type | 公称通径 DN(mm) | 尺寸 Dimension(mm) | | | | | | | | |
|-------------------|-------------------|------------------|-----|-----|-----|-----|------|------|--------|-------|
| | | L | D | D1 | D2 | D6 | b-f | f1 | z-φd | H |
| H H41W-16 Y | 15 | 130 | 95 | 65 | | 45 | 14-2 | | 4-φ14 | 90 |
| | 20 | 150 | 105 | 75 | | 55 | 14-2 | | 4-φ14 | 105 |
| | 25 | 160 | 115 | 85 | | 65 | 14-2 | | 4-φ14 | 115 |
| | 32 | 180 | 135 | 100 | | 78 | 16-2 | | 4-φ18 | 120 |
| | 40 | 200 | 145 | 110 | | 85 | 16-3 | | 4-φ18 | 130 |
| | 50 | 230 | 160 | 125 | | 100 | 16-3 | | 4-φ18 | 140 |
| | 65 | 290 | 180 | 145 | | 120 | 18-3 | | 4-φ18 | 150 |
| | 80 | 310 | 195 | 160 | | 135 | 20-3 | | 8-φ18 | 170 |
| | 100 | 350 | 215 | 180 | | 155 | 20-3 | | 8-φ18 | 185 |
| | 125 | 400 | 245 | 210 | | 185 | 22-3 | | 8-φ18 | 195 |
| | 150 | 480 | 280 | 240 | | 210 | 24-3 | | 8-φ23 | 225 |
| | 200 | 600 | 335 | 295 | | 265 | 26-3 | | 12-φ23 | 250 |
| | 250 | 650 | 405 | 355 | | 320 | 30-3 | | 12-φ25 | 270 |
| | 300 | 750 | 460 | 410 | | 375 | 30-3 | | 12-φ25 | 300 |
| H H41W-25 Y | 15 | 130 | 95 | 65 | | 45 | 16-2 | | 4-φ14 | 90 |
| | 20 | 150 | 105 | 75 | | 55 | 16-2 | | 4-φ14 | 105 |
| | 25 | 160 | 115 | 85 | | 65 | 16-2 | | 4-φ14 | 115 |
| | 32 | 180 | 135 | 100 | | 78 | 18-2 | | 4-φ18 | 120 |
| | 40 | 200 | 145 | 110 | | 85 | 18-3 | | 4-φ18 | 130 |
| | 50 | 230 | 160 | 125 | | 100 | 20-3 | | 4-φ18 | 140 |
| | 65 | 290 | 180 | 145 | | 120 | 22-3 | | 8-φ18 | 150 |
| | 80 | 310 | 195 | 160 | | 135 | 22-3 | | 8-φ18 | 170 |
| | 100 | 350 | 230 | 190 | | 160 | 24-3 | | 8-φ23 | 185 |
| | 125 | 400 | 270 | 220 | | 188 | 28-3 | | 8-φ25 | 195 |
| | 150 | 480 | 300 | 250 | | 218 | 30-3 | | 8-φ25 | 225 |
| | 200 | 600 | 360 | 310 | | 278 | 34-3 | | 12-φ25 | 250 |
| | 250 | 650 | 425 | 370 | | 335 | 36-3 | | 12-φ30 | 270 |
| | 300 | 750 | 485 | 430 | | 390 | 40-4 | | 16-φ30 | 300 |
| H H41W-40 Y | 25 | 160 | 115 | 85 | 65 | 58 | 16-2 | 4 | 4-φ14 | 115 |
| | 32 | 180 | 135 | 100 | 78 | 66 | 18-2 | 4 | 4-φ18 | 120 |
| | 40 | 200 | 145 | 110 | 85 | 76 | 18-3 | 4 | 4-φ18 | 130 |
| | 50 | 230 | 160 | 125 | 100 | 88 | 20-3 | 4 | 4-φ18 | 140 |
| | 65 | 290 | 180 | 145 | 120 | 110 | 22-3 | 4 | 8-φ18 | 150 |
| | 80 | 310 | 195 | 160 | 135 | 121 | 22-3 | 4 | 8-φ18 | 170 |
| | 100 | 350 | 230 | 190 | 160 | 150 | 24-3 | 4.5 | 8-φ23 | 185 |
| | 125 | 400 | 270 | 220 | 188 | 176 | 28-3 | 4.5 | 8-φ25 | 195 |
| | 150 | 480 | 300 | 250 | 218 | 204 | 30-3 | 4.5 | 8-φ25 | 225 |
| | 200 | 600 | 375 | 320 | 282 | 260 | 38-3 | 4.5 | 12-φ30 | 250 |
| | H H41W-64 Y | 15 | 170 | 105 | 75 | 55 | 40 | 18-2 | 4 | 4-φ14 |
| 20 | | 190 | 125 | 90 | 68 | 51 | 20-2 | 4 | 4-φ18 | 125 |
| 25 | | 210 | 135 | 100 | 78 | 58 | 22-2 | 4 | 4-φ18 | 152 |
| 32 | | 230 | 150 | 110 | 82 | 66 | 24-2 | 4 | 4-φ23 | 168 |
| 40 | | 260 | 165 | 125 | 95 | 76 | 24-3 | 4 | 4-φ23 | 170 |
| 50 | | 300 | 175 | 135 | 105 | 88 | 26-3 | 4 | 4-φ23 | 188 |
| 65 | | 340 | 200 | 160 | 130 | 110 | 28-3 | 4 | 8-φ23 | 205 |
| 80 | | 380 | 210 | 170 | 140 | 121 | 30-3 | 4 | 8-φ23 | 230 |
| 100 | | 430 | 250 | 200 | 168 | 150 | 32-3 | 4.5 | 8-φ25 | 280 |
| 125 | | 500 | 295 | 240 | 202 | 176 | 36-3 | 4.5 | 8-φ30 | 300 |
| 150 | | 550 | 340 | 280 | 240 | 204 | 38-3 | 4.5 | 8-φ34 | 350 |
| 200 | | 650 | 405 | 345 | 300 | 260 | 44-3 | 4.5 | 12-φ34 | 400 |



标准

设计与制造按BS5351, ANSI B16.34
结构长度按ANSI B16.10
法兰链接尺寸按ANSI B16.5
压力温度额定值按ANSI B16.34
检验按API 598

Standards

Design and manufacture as BS5351, ANSI B16.34
Face to face dimensions as ANSI B16.10
End flange dimension as ANSI B16.5
Pressure-temperature rating as ANSI B16.34
Pressure test as API 598

试验压力 Test Pressure

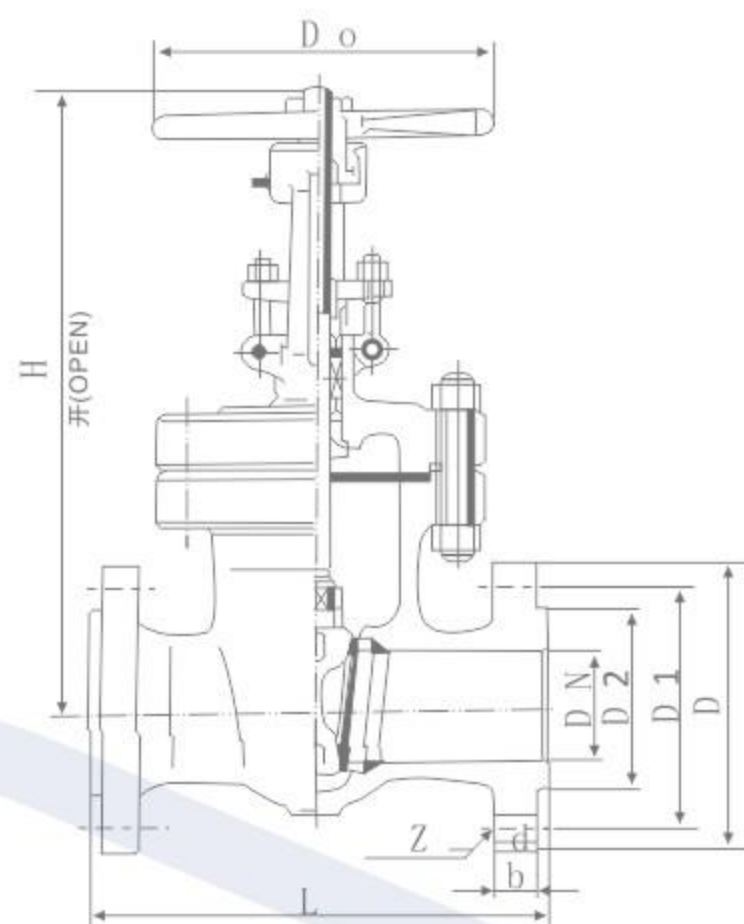
| 试验项目 Test Item | 壳体试验 Shell Test | | 密封试验 Seal Test | | 上密封试验 Back Seal Test | | 气密封试验 Air Seal Test | | |
|-------------------------------------|--------------------|---------------------|-------------------|---------------------|-------------------------|---------------------|------------------------|---------------------|--------|
| 介质 Medium | 水 Water | | | | | | 气 Air | | |
| 单位 Unit | MPa | Ibf/in ² | MPa | Ibf/in ² | MPa | Ibf/in ² | MPa | Ibf/in ² | |
| 压力等级 (磅级) Pressure (Class) | 150 | 3.1 | 450 | 2.2 | 315 | 2.2 | 315 | 0.5~0.7 | 60~100 |
| | 300 | 7.8 | 1125 | 5.6 | 815 | 5.6 | 815 | | |
| | 400 | 10.3 | 1500 | 7.6 | 1100 | 7.6 | 1100 | | |
| | 600 | 15.3 | 2225 | 11.2 | 1630 | 11.2 | 1630 | | |
| | 900 | 23.1 | 3350 | 16.8 | 2440 | 16.8 | 2440 | | |

主要零件材料 Materials for Main Parts

| 名称 Name | 材料 Material | | | | | | | | |
|----------------------|-------------------------|-------------|-------------|-------------|------------|-------------|--------------|-------------|--------------|
| 阀体 Body 阀盖 Bonnet | A216 WCB | A352 LCB | A217 WC6 | A217 WC9 | A217 C5 | A351 CF8 | A351 CF8M | A351 CF3 | A351 CF3M |
| 球体 Ball | A182 F6 | A182 F304 | | | | A182 F316 | A182 F304L | A182 F316L | |
| 阀杆 Stem | A182 F6 | A182 F304 | | | | A182 F316 | A182 F304L | A182 F316L | |
| 手柄 Hand Handle | KTH350-10 | | | | | | | | |
| 螺柱 Bonnet Bolt | A193-B7 A320-L7 A193-B8 | | | | | | | | |
| 螺母 Nut | A194-2H A194-7 A194-8 | | | | | | | | |

主要连接尺寸 Main Connection Dimensions

| 型号 Type | 型号规格 Size(mm) | | 尺寸 Dimension(mm) | | | | | | | |
|--|---------------|-----|------------------|-------|-------|-------|------|--------|-----|------|
| | Inch | DN | L | D | D1 | D2 | b | z-Φd | H | W |
| Q41H-150Lb Q341H-150Lb Q641H-150Lb | 1/2" | 15 | 108 | 89 | 60.5 | 35 | 12 | 4-Φ15 | 68 | 115 |
| | 3/4" | 20 | 117 | 98 | 70 | 43 | 12 | 4-Φ15 | 75 | 130 |
| | 1" | 25 | 127 | 108 | 79.5 | 51 | 12 | 4-Φ15 | 85 | 150 |
| | 1 1/4" | 32 | 140 | 117 | 89 | 64 | 13 | 4-Φ15 | 96 | 190 |
| | 1 1/2" | 40 | 165 | 127 | 98.5 | 73.2 | 15 | 4-Φ15 | 107 | 230 |
| | 2" | 50 | 178 | 152 | 120.7 | 92 | 16 | 4-Φ19 | 118 | 240 |
| | 2 1/2" | 65 | 190 | 177.8 | 139.7 | 104.7 | 18 | 4-Φ19 | 145 | 280 |
| | 3" | 80 | 203 | 190.5 | 152.5 | 127 | 19 | 4-Φ19 | 160 | 310 |
| | 4" | 100 | 229 | 229 | 190.5 | 157 | 24 | 8-Φ19 | 185 | 330 |
| | 5" | 125 | 356 | 254 | 216 | 185.7 | 26 | 8-Φ22 | 230 | 600 |
| Q41H-300Lb Q341H-300Lb Q641H-300Lb | 6" | 150 | 394 | 279 | 241.3 | 216 | 26 | 8-Φ22 | 260 | 800 |
| | 8" | 200 | 457 | 343 | 298.5 | 270 | 29 | 8-Φ22 | 310 | 1000 |
| | 10" | 250 | 533 | 406 | 362 | 324 | 31 | 12-Φ25 | 350 | 1200 |
| | 1/2" | 15 | 140 | 95 | 66.5 | 35 | 15 | 4-Φ15 | 72 | 115 |
| | 3/4" | 20 | 152 | 117 | 82.5 | 43 | 16 | 4-Φ19 | 75 | 130 |
| | 1" | 25 | 165 | 124 | 89 | 51 | 18 | 4-Φ19 | 85 | 150 |
| | 1 1/4" | 32 | 178 | 133 | 98.5 | 64 | 19.5 | 4-Φ19 | 95 | 180 |
| | 1 1/2" | 40 | 190 | 156 | 114.3 | 73.2 | 21 | 4-Φ22 | 110 | 230 |
| | 2" | 50 | 216 | 165 | 127 | 92 | 23 | 8-Φ19 | 120 | 240 |
| | 2 1/2" | 65 | 241 | 190.5 | 149.4 | 104.7 | 26 | 8-Φ22 | 120 | 280 |
| Q41H-600Lb Q341H-600Lb Q641H-600Lb | 3" | 80 | 283 | 210 | 168.2 | 127 | 29 | 8-Φ22 | 150 | 310 |
| | 4" | 100 | 305 | 254 | 200.2 | 157 | 32 | 8-Φ22 | 165 | 330 |
| | 5" | 125 | 381 | 279 | 235 | 185.7 | 35 | 8-Φ22 | 190 | 600 |
| | 6" | 150 | 403 | 318 | 270 | 216 | 37 | 12-Φ22 | 270 | 800 |
| | 8" | 200 | 502 | 381 | 330 | 270 | 42 | 12-Φ25 | 315 | 1000 |
| | 10" | 250 | 568 | 445 | 387.5 | 324 | 48 | 16-Φ29 | 380 | 1200 |
| | 1/2" | 15 | 165 | 95 | 66.5 | 35 | 15 | 4-Φ15 | 88 | 115 |
| | 3/4" | 20 | 190 | 118 | 82.5 | 43 | 16 | 4-Φ19 | 98 | 130 |
| | 1" | 25 | 216 | 124 | 89 | 51 | 18 | 4-Φ19 | 105 | 150 |
| | 1 1/2" | 40 | 241 | 156 | 114.3 | 73.2 | 23 | 4-Φ22 | 135 | 180 |
| Q41H-600Lb Q341H-600Lb Q641H-600Lb | 2" | 50 | 292 | 165 | 127 | 92 | 26 | 8-Φ19 | 155 | 240 |
| | 3" | 80 | 356 | 210 | 168.2 | 127 | 32 | 8-Φ22 | 175 | 280 |
| | 4" | 100 | 432 | 273 | 216 | 157 | 38 | 8-Φ25 | 210 | 330 |
| | 6" | 150 | 559 | 356 | 292 | 216 | 48 | 12-Φ29 | 340 | 800 |
| | 8" | 200 | 660 | 419 | 349 | 270 | 56 | 12-Φ32 | 400 | 1000 |
| | 10" | 250 | 787 | 508 | 432 | 324 | 64 | 16-Φ35 | 440 | 1200 |



标准

设计与制造按API600, ANSI B16.34
结构长度按ANSI B16.10
法兰连接尺寸按ANSI B16.5
压力温度额定值按ANSI B16.34
检验按API 598

Standards

Design and manufacture as API600,ANSI B16.34
Face to face dimensions as ANSI B16.10
End flange dimension as ANSI B16.5
Pressure-temperature rating as ANSI B16.34
Pressure test as API 598

试验压力 Test Pressure

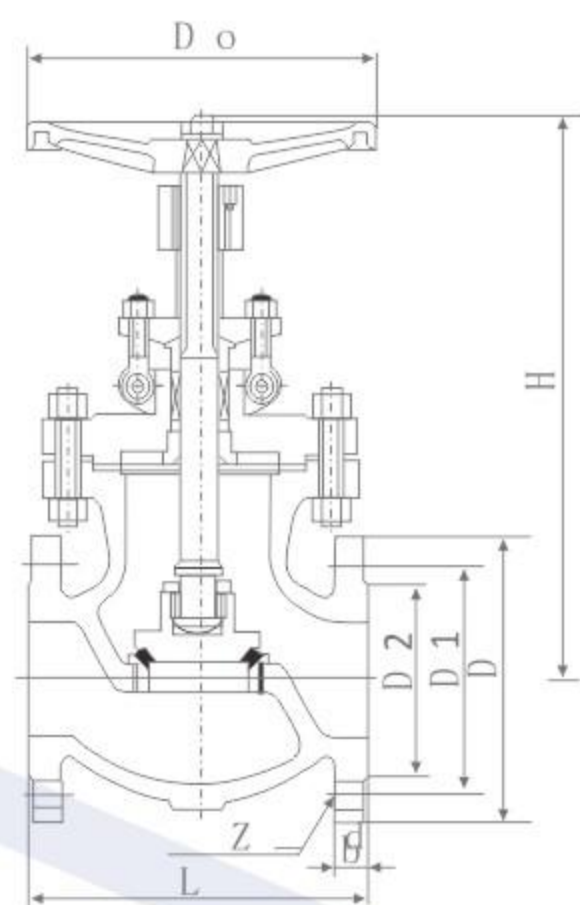
| 试验项目 Test Item | 壳体试验 Shell Test | | 密封试验 Seal Test | | 上密封试验 Back Seal Test | | 气密封试验 Air Seal Test | | |
|-------------------------------------|--------------------|---------------------|-------------------|---------------------|-------------------------|---------------------|------------------------|---------------------|--------|
| 介质 Medium | 水 Water | | | | | | 气 Air | | |
| 单位 Unit | MPa | Ibf/in ² | MPa | Ibf/in ² | MPa | Ibf/in ² | MPa | Ibf/in ² | |
| 压力等级 (磅级) Pressure (Class) | 150 | 3.1 | 450 | 2.2 | 315 | 2.2 | 315 | 0.5~0.7 | 60~100 |
| | 300 | 7.8 | 1125 | 5.6 | 815 | 5.6 | 815 | | |
| | 400 | 10.3 | 1500 | 7.6 | 1100 | 7.6 | 1100 | | |
| | 600 | 15.3 | 2225 | 11.2 | 1630 | 11.2 | 1630 | | |
| | 900 | 23.1 | 3350 | 16.8 | 2440 | 16.8 | 2440 | | |
| 1500 | 38.4 | 5575 | 28.1 | 4080 | 28.1 | 4080 | | | |

主要零件材料 Materials for Main Parts

| 名称 Name | 材料 Material | | | | | | | | |
|-------------------------------|-------------------------|-------------|-------------|-------------|------------|-------------|--------------|-------------|--------------|
| 阀体Body 阀盖Bonnet 闸板Wedge | A216 WCB | A352 LCB | A217 WC6 | A217 WC9 | A217 C5 | A351 CF8 | A351 CF8M | A351 CF3 | A351 CF3M |
| 阀杆Stem | A182 F6 | A182 F304 | | | | A182 F316 | A182 F304L | A182 F316L | |
| 阀杆螺母 Stem Nut | ZcuAl10Fe3 Bronze | | | | | | | | |
| 手轮Handwheel | KTH350-10 | | | | | | | | |
| 螺柱Bonnet Bolt | A193-B7 A320-L7 A193-B8 | | | | | | | | |
| 螺母 Nut | A194-2H A194-7 A194-8 | | | | | | | | |

主要连接尺寸 Main Connection Dimensions

| 型号 Type | 型号规格 Size(mm) | | 尺寸 Dimension(mm) | | | | | | | | |
|----------------------|-----------------------|-----|------------------|--------|-------|--------|-------|--------|--------|------|-----|
| | Inch | DN | L | D | D1 | D2 | b | z-Φd | H | D0 | |
| H Z40W-150Lb Y | 1/2" | 15 | 108 | 89 | 60.5 | 35 | 12 | 4-Φ15 | 180 | 120 | |
| | 3/4" | 20 | 117 | 98 | 70 | 43 | 12 | 4-Φ15 | 185 | 120 | |
| | 1" | 25 | 127 | 108 | 79.5 | 51 | 12 | 4-Φ15 | 225 | 140 | |
| | 1 1/4" | 32 | 140 | 117 | 89 | 64 | 13 | 4-Φ15 | 245 | 160 | |
| | 1 1/2" | 40 | 165 | 127 | 98.6 | 73.2 | 15 | 4-Φ15 | 310 | 180 | |
| | 2" | 50 | 178 | 152 | 120.7 | 92 | 16 | 4-Φ19 | 335 | 200 | |
| | 2 1/2" | 65 | 190 | 177.8 | 139.7 | 104.7 | 18 | 4-Φ19 | 350 | 220 | |
| | 3" | 80 | 203 | 190.5 | 152.4 | 127 | 19 | 4-Φ19 | 420 | 240 | |
| | 4" | 100 | 229 | 229 | 190.5 | 157 | 24 | 8-Φ19 | 485 | 280 | |
| | 5" | 125 | 254 | 254 | 216 | 185.7 | 26 | 8-Φ22 | 515 | 300 | |
| | 6" | 150 | 267 | 279 | 241.3 | 216 | 26 | 8-Φ22 | 565 | 320 | |
| | 8" | 200 | 292 | 343 | 298.5 | 270 | 29 | 8-Φ22 | 760 | 400 | |
| | H Z540W-150Lb Y | 10" | 250 | 330 | 406 | 362 | 324 | 31 | 12-Φ25 | 950 | 450 |
| | | 12" | 300 | 356 | 483 | 432 | 381 | 21 | 12-Φ25 | 1075 | 500 |
| | H Z940W-150Lb Y | 14" | 350 | 381 | 533 | 476.3 | 413 | 35 | 12-Φ29 | 1160 | 500 |
| | | 16" | 400 | 406 | 597 | 540 | 470 | 37 | 16-Φ29 | 1345 | 550 |
| 18" | | 450 | 432 | 635 | 578 | 533.4 | 40 | 16-Φ32 | 1450 | 550 | |
| 20" | | 500 | 457 | 698.5 | 635 | 584 | 43 | 20-Φ32 | 1600 | 600 | |
| 24" | | 600 | 508 | 813 | 749.3 | 692 | 48 | 20-Φ35 | 1720 | 650 | |
| 26" | | 650 | 559 | 870 | 806 | 749.5 | 69 | 24-Φ35 | 1820 | 650 | |
| 28" | | 700 | 610 | 927 | 863 | 800 | 72 | 28-Φ35 | 2000 | 700 | |
| 30" | | 750 | 610 | 984 | 914.4 | 857 | 75 | 28-Φ35 | 2200 | 700 | |
| 32" | | 800 | 660 | 1060.5 | 978 | 914.4 | 81 | 28-Φ42 | 2400 | 750 | |
| 36" | | 900 | 711 | 1168 | 1086 | 1022.4 | 91 | 32-Φ42 | 2600 | 800 | |
| H Z40W-300Lb Y | 1/2" | 15 | 140 | 95 | 66.5 | 35 | 15 | 4-Φ15 | 190 | 120 | |
| | 3/4" | 20 | 152 | 117 | 82.5 | 43 | 16 | 4-Φ19 | 200 | 120 | |
| | 1" | 25 | 165 | 124 | 89 | 51 | 18 | 4-Φ19 | 225 | 140 | |
| | 1 1/4" | 32 | 178 | 133 | 98.5 | 64 | 19 | 4-Φ19 | 255 | 160 | |
| | 1 1/2" | 40 | 190 | 156 | 114.3 | 73 | 21 | 4-Φ22 | 320 | 180 | |
| | 2" | 50 | 216 | 165 | 127 | 92 | 23 | 8-Φ19 | 360 | 220 | |
| | 2 1/2" | 65 | 241 | 190.5 | 149.4 | 104.7 | 26 | 8-Φ22 | 400 | 240 | |
| | 3" | 80 | 283 | 210 | 168.2 | 127 | 29 | 8-Φ22 | 455 | 280 | |
| | 4" | 100 | 305 | 254 | 200.2 | 157 | 32 | 8-Φ22 | 500 | 300 | |
| | 5" | 125 | 381 | 279 | 235 | 185.7 | 35 | 8-Φ22 | 555 | 320 | |
| | H Z540W-300Lb Y | 6" | 150 | 403 | 318 | 270 | 216 | 37 | 12-Φ22 | 650 | 350 |
| | | 8" | 200 | 419 | 381 | 330 | 270 | 42 | 12-Φ25 | 900 | 450 |
| | H Z940W-300Lb Y | 10" | 250 | 459 | 445 | 387.5 | 324 | 48 | 16-Φ29 | 970 | 500 |
| | | 12" | 300 | 502 | 521 | 451 | 381 | 51 | 16-Φ32 | 1110 | 550 |
| | | 14" | 350 | 762 | 584 | 514.5 | 413 | 54 | 20-Φ32 | 1220 | 600 |
| | | 16" | 400 | 838 | 648 | 571.5 | 470 | 58 | 20-Φ35 | 1430 | 650 |
| 18" | | 450 | 914 | 711 | 628.7 | 533.4 | 61 | 24-Φ35 | 1510 | 700 | |
| 20" | | 500 | 991 | 775 | 685.8 | 584 | 64 | 24-Φ35 | 1680 | 750 | |
| 24" | | 600 | 1143 | 914.4 | 812.8 | 692 | 70 | 24-Φ41 | 1820 | 800 | |
| 26" | | 650 | 1245 | 972 | 876 | 749.5 | 80 | 24-Φ45 | 1920 | 850 | |
| 28" | | 700 | 1345 | 1035 | 939.8 | 800 | 86 | 28-Φ45 | 2100 | 900 | |
| 30" | | 750 | 1345 | 1035 | 939.8 | 800 | 86 | 28-Φ45 | 2100 | 900 | |
| H Z40W-600Lb Y | 1/2" | 15 | 165 | 95 | 66.5 | 35 | 15 | 4-Φ15 | 190 | 120 | |
| | 3/4" | 20 | 190 | 118 | 82.5 | 43 | 16 | 4-Φ19 | 200 | 120 | |
| | 1" | 25 | 216 | 124 | 89 | 51 | 18 | 4-Φ19 | 230 | 140 | |
| | 1 1/4" | 32 | 229 | 133 | 98.5 | 64 | 21 | 4-Φ19 | 260 | 160 | |
| | 1 1/2" | 40 | 241 | 156 | 114.5 | 73.2 | 23 | 4-Φ22 | 330 | 180 | |
| | 2" | 50 | 292 | 165 | 127 | 92 | 26 | 8-Φ19 | 380 | 250 | |
| | 2 1/2" | 65 | 330 | 190.5 | 149.4 | 104.7 | 29 | 8-Φ22 | 420 | 300 | |
| | 3" | 80 | 356 | 210 | 168.2 | 127 | 32 | 8-Φ22 | 470 | 300 | |
| | 4" | 100 | 432 | 273 | 216 | 157 | 38 | 8-Φ25 | 570 | 350 | |
| | H Z540W-600Lb Y | 5" | 125 | 508 | 330 | 266.7 | 185.7 | 45 | 8-Φ29 | 650 | 450 |
| | | 6" | 150 | 559 | 356 | 292 | 216 | 48 | 12-Φ29 | 700 | 450 |
| | H Z940W-600Lb Y | 8" | 200 | 660 | 419 | 349 | 270 | 56 | 12-Φ32 | 880 | 500 |
| | | 10" | 250 | 787 | 508 | 432 | 324 | 64 | 16-Φ35 | 1020 | 600 |
| | | 12" | 300 | 838 | 559 | 489 | 381 | 67 | 20-Φ35 | 1230 | 700 |
| | | 14" | 350 | 889 | 603 | 527 | 413 | 70 | 20-Φ38 | 1300 | 750 |
| | | 16" | 400 | 991 | 686 | 603 | 470 | 77 | 20-Φ41 | 1450 | 800 |
| 18" | | 450 | 1092 | 743 | 654 | 533.4 | 83 | 20-Φ44 | 1550 | 850 | |
| 20" | | 500 | 1194 | 813 | 724 | 584 | 89 | 24-Φ44 | 1720 | 900 | |
| 24" | | 600 | 1397 | 940 | 838 | 692 | 102 | 24-Φ52 | 1860 | 950 | |



标准

设计与制造按BS1873, ANSI B16.34
结构长度按ANSI B16.10
法兰链接尺寸按ANSI B16.5
压力温度额定值按ANSI B16.34
检验按API 598

Standards

Design and manufacture as BS1873, ANSI B16.34
Face to face dimensions as ANSI B16.10
End flange dimension as ANSI B16.5
Pressure-temperature ratings as ANSI B16.34
Pressure test as API 598

试验压力 Test Pressure

| 试验项目 Test Item | 壳体试验 Shell Test | | 密封试验 Seal Test | | 上密封试验 Back Seal Test | | 气密封试验 Air Seal Test | | |
|-------------------------------------|--------------------|---------------------|-------------------|---------------------|-------------------------|---------------------|------------------------|---------------------|--------|
| 介质 Medium | 水 Water | | | | | | 气 Air | | |
| 单位 Unit | MPa | Ibf/in ² | MPa | Ibf/in ² | MPa | Ibf/in ² | MPa | Ibf/in ² | |
| 压力等级 (磅级) Pressure (Class) | 150 | 3.1 | 450 | 2.2 | 315 | 2.2 | 315 | 0.5~0.7 | 60~100 |
| | 300 | 7.8 | 1125 | 5.6 | 815 | 5.6 | 815 | | |
| | 400 | 10.3 | 1500 | 7.6 | 1100 | 7.6 | 1100 | | |
| | 600 | 15.3 | 2225 | 11.2 | 1630 | 11.2 | 1630 | | |
| | 900 | 23.1 | 3350 | 16.8 | 2440 | 16.8 | 2440 | | |

主要零件材料 Materials for Main Parts

| 名称 Name | 材料 Material | | | | | | | | |
|----------------------------------|-------------------------|-------------|-------------|-------------|------------|-------------|--------------|-------------|--------------|
| 阀体 Body 阀盖 Bonnet 阀瓣 Wedge | A216 WCB | A352 LCB | A217 WC6 | A217 WC9 | A217 C5 | A351 CF8 | A351 CF8M | A351 CF3 | A351 CF3M |
| 阀杆 Stem | A182 F6 | A182 F304 | | | | A182 F316 | A182 F304L | A182 F316L | |
| 阀杆螺母 Stem Nut | ZcuAl10Fe3 Bronze | | | | | | | | |
| 手轮 Handwheel | KTH350-10 | | | | | | | | |
| 螺柱 Bonnet Bolt | A193-B7 A320-L7 A193-B8 | | | | | | | | |
| 螺母 Nut | A194-2H A194-7 A194-8 | | | | | | | | |

主要连接尺寸 Main Connection Dimensions

| 型号 Type | 型号规格 Size(mm) | | 尺寸 Dimension(mm) | | | | | | | |
|-----------------------|---------------|-----|------------------|-------|-------|-------|------|--------|------|-----|
| | inch | DN | L | D | D1 | D2 | b | z-Φd | H | D0 |
| H J41W-150Lb Y | 1/2" | 15 | 108 | 89 | 60.5 | 35 | 12 | 4-Φ15 | 200 | 100 |
| | 3/4" | 20 | 117 | 98 | 70 | 43 | 12 | 4-Φ15 | 205 | 120 |
| | 1" | 25 | 127 | 108 | 79.5 | 51 | 12 | 4-Φ15 | 230 | 140 |
| | 1 1/4" | 32 | 140 | 117 | 89 | 64 | 13 | 4-Φ15 | 240 | 140 |
| | 1 1/2" | 40 | 165 | 127 | 98.5 | 73.2 | 15 | 4-Φ16 | 270 | 160 |
| | 2" | 50 | 203 | 152 | 120.7 | 92 | 16 | 4-Φ19 | 300 | 200 |
| | 2 1/2" | 65 | 216 | 177.8 | 139.7 | 104.7 | 18 | 4-Φ19 | 340 | 220 |
| | 3" | 80 | 241 | 190.5 | 152.5 | 127 | 19 | 4-Φ19 | 360 | 240 |
| | 4" | 100 | 292 | 229 | 190.5 | 157 | 24 | 8-Φ19 | 420 | 280 |
| | 5" | 125 | 356 | 254 | 216 | 185.7 | 26 | 8-Φ22 | 460 | 350 |
| H J541W-150Lb Y | 6" | 150 | 406 | 279 | 241.3 | 216 | 26 | 8-Φ22 | 500 | 400 |
| | 8" | 200 | 495 | 343 | 298.5 | 270 | 29 | 8-Φ22 | 590 | 450 |
| | 10" | 250 | 622 | 406 | 362 | 324 | 31 | 12-Φ25 | 710 | 500 |
| | 12" | 300 | 698 | 483 | 432 | 381 | 32 | 12-Φ25 | 810 | 550 |
| | 14" | 350 | 787 | 533 | 476.3 | 413 | 35 | 12-Φ29 | 880 | 600 |
| | 16" | 400 | 914 | 597 | 540 | 470 | 37 | 16-Φ29 | 940 | 650 |
| | 1/2" | 15 | 152 | 95 | 66.5 | 35 | 15 | 4-Φ15 | 220 | 120 |
| | 3/4" | 20 | 178 | 117 | 82.5 | 43 | 16 | 4-Φ19 | 230 | 120 |
| | 1" | 25 | 203 | 124 | 89 | 51 | 18 | 4-Φ19 | 260 | 140 |
| | 1 1/4" | 32 | 216 | 133 | 98.5 | 64 | 19 | 4-Φ19 | 280 | 140 |
| H J41W-300Lb Y | 1 1/2" | 40 | 229 | 156 | 114.3 | 73.2 | 21 | 4-Φ22 | 300 | 200 |
| | 2" | 50 | 267 | 165 | 127 | 92 | 22 | 8-Φ19 | 330 | 240 |
| | 2 1/2" | 65 | 292 | 190.5 | 149.4 | 104.7 | 25 | 8-Φ22 | 360 | 240 |
| | 3" | 80 | 318 | 210 | 168.2 | 127 | 29 | 8-Φ22 | 400 | 280 |
| | 4" | 100 | 356 | 254 | 200.2 | 157 | 32 | 8-Φ22 | 450 | 320 |
| | 5" | 125 | 400 | 279 | 235 | 185.7 | 35 | 8-Φ22 | 500 | 400 |
| | 6" | 150 | 444 | 318 | 270 | 216 | 37 | 12-Φ22 | 540 | 450 |
| | 8" | 200 | 559 | 381 | 330 | 270 | 41 | 12-Φ25 | 670 | 500 |
| | 10" | 250 | 622 | 445 | 387.5 | 324 | 48 | 16-Φ29 | 770 | 550 |
| | 12" | 300 | 711 | 521 | 451 | 381 | 51 | 16-Φ32 | 855 | 600 |
| H J541W-300Lb Y | 14" | 350 | 762 | 584 | 514.5 | 413 | 54 | 20-Φ32 | 920 | 650 |
| | 16" | 400 | 864 | 648 | 571 | 470 | 58 | 20-Φ35 | 970 | 700 |
| | 1/2" | 15 | 165 | 95 | 66.5 | 35 | 15 | 4-Φ15 | 220 | 120 |
| | 3/4" | 20 | 190 | 118 | 82.5 | 43 | 16 | 4-Φ19 | 230 | 120 |
| | 1" | 25 | 216 | 124 | 89 | 51 | 18 | 4-Φ19 | 260 | 140 |
| | 1 1/4" | 32 | 229 | 133 | 98.5 | 64 | 21 | 4-Φ19 | 280 | 140 |
| | 1 1/2" | 40 | 241 | 156 | 114.3 | 73 | 23 | 4-Φ22 | 300 | 200 |
| | 2" | 50 | 292 | 165 | 127 | 92 | 26 | 8-Φ19 | 360 | 280 |
| | 2 1/2" | 65 | 330 | 190.5 | 149.4 | 104.7 | 29 | 8-Φ22 | 400 | 300 |
| | 3" | 80 | 356 | 210 | 168.2 | 127 | 32 | 8-Φ22 | 440 | 350 |
| H J941W-600Lb Y | 4" | 100 | 432 | 273 | 216 | 157 | 38 | 8-Φ25 | 500 | 400 |
| | 5" | 125 | 508 | 330 | 266.7 | 185.7 | 45 | 8-Φ29 | 600 | 450 |
| | 6" | 150 | 559 | 356 | 292 | 216 | 48 | 12-Φ29 | 720 | 500 |
| | 8" | 200 | 660 | 419 | 349 | 270 | 56 | 12-Φ32 | 800 | 550 |
| | 10" | 250 | 787 | 508 | 432 | 324 | 64 | 16-Φ35 | 870 | 600 |
| | 12" | 300 | 838 | 559 | 489 | 381 | 67 | 20-Φ35 | 940 | 750 |
| | 1 1/2" | 40 | 305 | 179 | 123.8 | 92 | 32 | 4-Φ29 | 350 | 280 |
| | 2" | 50 | 368 | 216 | 165.1 | 92 | 38.5 | 8-Φ26 | 420 | 300 |
| | 2 1/2" | 65 | 419 | 244 | 190.5 | 104.7 | 41.5 | 8-Φ29 | 450 | 350 |
| | 3" | 80 | 381 | 241 | 190.5 | 127 | 38.5 | 8-Φ26 | 470 | 400 |
| H J541W-900Lb Y | 4" | 100 | 457 | 292 | 234.9 | 157 | 44.5 | 8-Φ32 | 550 | 450 |
| | 5" | 125 | 595 | 349 | 279.4 | 185.7 | 51.0 | 8-Φ35 | 650 | 500 |
| | 6" | 150 | 610 | 381 | 317.5 | 216 | 56.0 | 12-Φ32 | 750 | 550 |
| | 8" | 200 | 737 | 470 | 393.7 | 270 | 63.5 | 12-Φ39 | 850 | 600 |
| | 10" | 250 | 838 | 545 | 459.9 | 324 | 70.0 | 16-Φ39 | 1000 | 750 |

ANSI/ASME Swing Check Valve

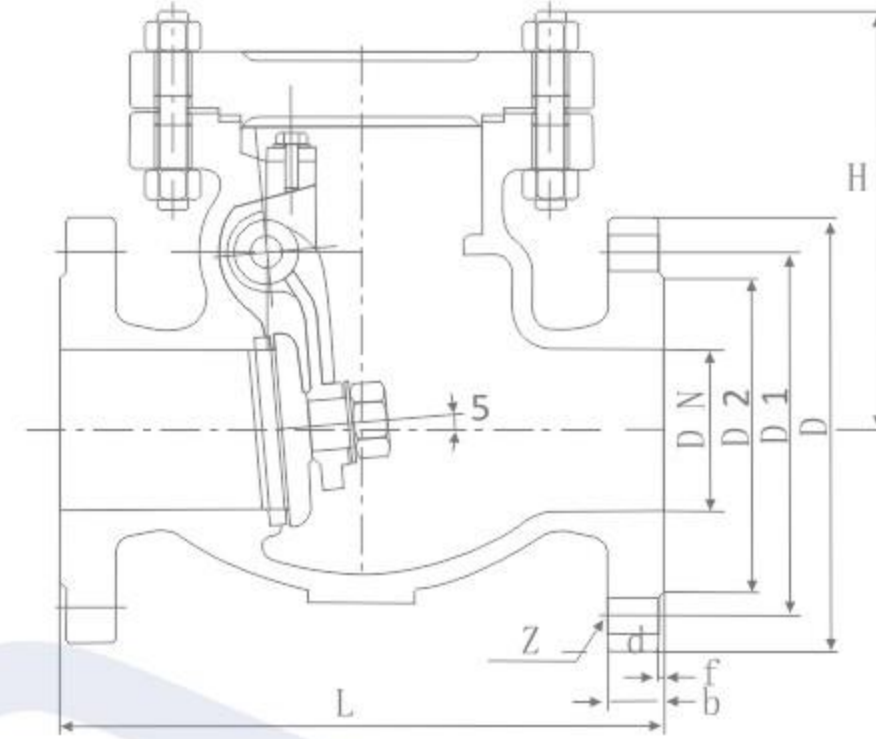
美标旋启式止回阀



Stainless steel valve
professional manufacturing
不锈钢阀门专业制造

GB Y Type Filter

国标Y型过滤器



试验压力 Test Pressure

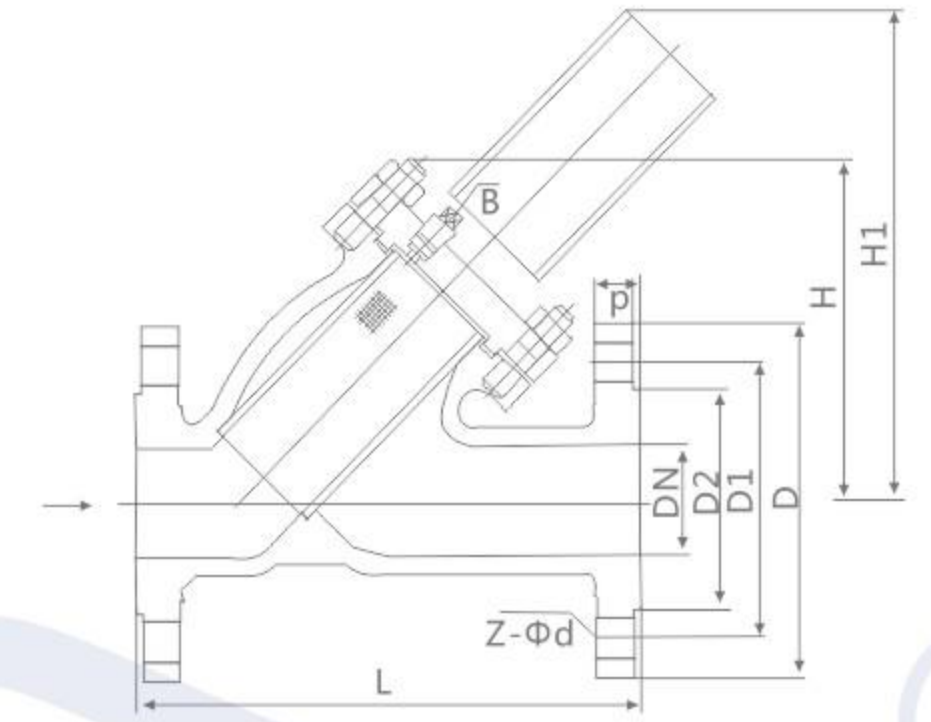
| 试验项目 Test Item | 壳体试验 Shell Test | | 密封试验 Seal Test | | 上密封试验 Back Seal Test | | 气密封试验 Air Seal Test | | |
|-------------------------------------|--------------------|---------------------|-------------------|---------------------|-------------------------|---------------------|------------------------|---------------------|--------|
| 介质 Medium | 水 Water | | | | | | 气 Air | | |
| 单位 Unit | MPa | Ibf/in ² | MPa | Ibf/in ² | MPa | Ibf/in ² | MPa | Ibf/in ² | |
| 压力等级 (磅级) Pressure (Class) | 150 | 3.1 | 450 | 2.2 | 315 | 2.2 | 315 | 0.5~0.7 | 60~100 |
| | 300 | 7.8 | 1125 | 5.6 | 815 | 5.6 | 815 | | |
| | 400 | 10.3 | 1500 | 7.6 | 1100 | 7.6 | 1100 | | |
| | 600 | 15.3 | 2225 | 11.2 | 1630 | 11.2 | 1630 | | |
| | 900 | 23.1 | 3350 | 16.8 | 2440 | 16.8 | 2440 | | |
| 1500 | 38.4 | 5575 | 28.1 | 4080 | 28.1 | 4080 | | | |

主要零件材料 Materials for Main Parts

| 名称 Name | 材料 Material | | | | | | | | |
|---|-------------------------|-------------|-------------|-------------|------------|-------------|--------------|-------------|--------------|
| 阀体 Body 阀盖 Bonnet 阀瓣 Wedge 摇杆 Arm 支架 Yoke | A216 WCB | A352 LCB | A217 WC6 | A217 WC9 | A217 C5 | A351 CF8 | A351 CF8M | A351 CF3 | A351 CF3M |
| 销轴 Arm Pin | A182 F6 | A182 F304 | | | | A182 F316 | A182 F304L | A182 F316L | |
| 螺栓 Bonnet Bolt | A193-B7 A320-L7 A193-B8 | | | | | | | | |
| 螺母 Nut | A194-2H A194-7 A194-8 | | | | | | | | |

主要连接尺寸 Main Connection Dimensions

| 型号 Type | 型号规格 Size(mm) | | 尺寸 Dimension(mm) | | | | | | |
|----------------------|---------------|-----|------------------|-------|-------|-------|----|--------|-----|
| | Inch | DN | L | D | D1 | D2 | b | z-Φd | H |
| H H44W-150Lb Y | 1" | 25 | 127 | 108 | 79.5 | 51 | 12 | 4-Φ15 | 90 |
| | 1½" | 40 | 165 | 127 | 98.5 | 73 | 15 | 4-Φ15 | 115 |
| | 2" | 50 | 203 | 152 | 120.7 | 92 | 16 | 4-Φ19 | 150 |
| | 2½" | 65 | 216 | 177.8 | 139.7 | 104.7 | 18 | 4-Φ19 | 160 |
| | 3" | 80 | 241 | 190.5 | 152.4 | 127 | 19 | 4-Φ19 | 180 |
| | 4" | 100 | 292 | 229 | 190.5 | 157 | 24 | 8-Φ19 | 220 |
| | 5" | 125 | 330 | 254 | 216 | 185.7 | 26 | 8-Φ22 | 280 |
| | 6" | 150 | 356 | 279 | 241.3 | 216 | 26 | 8-Φ22 | 340 |
| | 8" | 200 | 495 | 343 | 298.5 | 270 | 29 | 8-Φ22 | 400 |
| | 10" | 250 | 622 | 406 | 362 | 324 | 31 | 12-Φ25 | 460 |
| | 12" | 300 | 698 | 483 | 432 | 381 | 32 | 12-Φ25 | 530 |



产品执行标准 Production enforce standard

| 产品规范 Product Specification | 设计规范 Design Spec | 结构长度 Face to Face | 连接法兰 Flange End | 试验与检验 Test & Check | 产品标识 Marking | 供货规范 Supply |
|-------------------------------|---------------------|----------------------|--------------------|-----------------------|-----------------|----------------|
| | GB/T 21637 | GB/T 12221 | JB/T79 | JB/T 9092 | GB/T 12220 | JB/T 7928 |

主要零件材料 Material for main parts

| 零件名称 Parts Name | 零部件材料 Part Material | | | | | |
|----------------------|---------------------------------|-----|--------------------|----------------|--------------------|---------------|
| 阀体/阀盖 Body/Bonnet | 25 | WCB | CF8 | CF8M | CF3 | CF3M |
| 网架 Dis/stem | 25 | 35 | 1Cr18Ni9Ti | 1Cr18Ni12Mo2Ti | 00Cr18Ni10 | 00Cr17Ni14Mo2 |
| 滤网 Strainer | 1Cr18Ni9Ti | | 1Cr18Ni9Ti | | 00Cr18Ni10 | |
| 垫片 Gasket | 18-8柔性石墨 18-8/Flexible Graphite | | | | | |
| 螺栓 Bolt | 35 | | 1Cr17Ni2 | | 1Cr18Ni9Ti | |
| 适用温度 Suitable temp | -29~+425°C | | -40~+200°C | | -40~+200°C | |
| 适用介质 Suitable medium | 水、油品、蒸汽 Water, Oil, Steam | | 硝酸类 Nitric Acid | | 醋酸类 Acetic Acid | |

主要连接尺寸 Main Connection Dimensions

| 公称通径 DN (mm) | 15 | 20 | 25 | 32 | 40 | 50 | 65 | 80 | 100 | 125 | 150 | 200 | 250 | 300 | 350 | 400 | 450 | 500 | 600 |
|-----------------|-----|-----|-----|-----|-----|-----|-----|-----|-----|-----|-----|-----|-----|-----|-----|-----|-----|-----|------|
| L | 125 | 150 | 160 | 180 | 200 | 220 | 250 | 280 | 310 | 340 | 390 | 490 | 540 | 590 | 690 | 780 | 850 | 900 | 1060 |
| H | 60 | 70 | 70 | 75 | 90 | 105 | 150 | 175 | 200 | 205 | 260 | 300 | 380 | 410 | 480 | 540 | 580 | 645 | 780 |